

Mid-Market Grid[®] Report for Payroll

Fall 2023



Payroll Software

Contenders					Leaders				
Niche					High Performers				

Satisfaction

Market Presence

G2 Grid[®] Scoring

(Payroll Software continues on next page)

Payroll Software (continued)

Payroll Software Definition

Payroll software allows companies to manage and streamline payroll processes and ensure employees are paid timely and accurately. These systems help HR departments automate payroll processes, and accounting teams support accurate bookkeeping. This software also calculates wages, taxes, and pre- and post-tax deductions, along with helping organizations comply with various state and federal taxes and Social Security requirements. Customers who use payroll software often leverage [multi-country payroll software](#) as well.

Payroll tools also integrate with a variety of other tools such as [core HR software](#), [accounting software](#), [benefits administration software](#), and [time and attendance software](#).

To qualify for inclusion in the Payroll category, a product must:

- ▶ Calculate and pay employee salaries
- ▶ Follow Employee Pay Rules, such as minimum wage and overtime pay
- ▶ Calculate and deduct withholdings, such as payroll taxes, insurance, retirement contributions, etc.
- ▶ Print or deposit paychecks directly and manage employee payment data, such as bank accounts
- ▶ Generate payroll reports like salary statements, benefits reports, or leave summaries
- ▶ Comply with local and national workplace laws and privacy regulations

Mid-Market Payroll Grid® Scoring Description

Products shown on the Mid-Market Grid® for Payroll have received a minimum of 10 reviews/ratings in data gathered by August 15, 2023. Products are ranked by customer satisfaction (based on user reviews) and market presence (based on market share, seller size, and social impact) and placed into four categories on the Grid®:

- ▶ Products in the Leader quadrant are rated highly by G2 users and have substantial Market Presence scores. Leaders include: [Paylocity](#), [Rippling](#), [ADP Workforce Now](#), [Paycom](#), [greytHR](#), [Deel](#), [Remote](#), [isolved](#), [Keka HR](#), [BambooHR](#), [G-P](#), [Inova Payroll](#), [UKG Ready](#), [QuickBooks Desktop Pro](#), [Gusto](#), and [Justworks](#)
- ▶ High Performing products have high customer Satisfaction scores and low Market Presence compared to the rest of the category. High Performers include: [HROne](#), [APS](#), [Plane](#), [Fingercheck Payroll](#), [Proliant](#), [EBS PaySuite](#), [Multiplier](#), [EPAY HCM](#), [Netchex](#), [Checkwriters](#), [isolved by PNI+HCM](#), [PrimePay](#), [Greenshades](#), [Employment Hero](#), [Patriot Payroll](#), [Fuse Workforce Management](#), [Paypro Workforce Management](#), [247HRM](#), [Pento](#), [SunFish Workplaze](#), [PDS Vista](#), [PayrollHero](#), [Paybooks](#), and [Workzoom](#)
- ▶ Contender products have relatively low customer Satisfaction scores and high Market Presence compared to the rest of the category. While they may have positive reviews, they do not have enough reviews to validate those ratings. Contenders include: [Paychex Flex](#), [UKG Pro](#), [Ceridian Dayforce](#), [ADP Vantage HCM](#), [TriNet](#), [Paycor](#), [Oracle PeopleSoft](#), [SAP SuccessFactors Employee Central Payroll](#), [RUN Powered by ADP](#), [QuickBooks Payroll](#), [Sage HRMS](#), [Namely](#), [UKG Dimensions](#), [Workday HCM](#), [QuickBooks Desktop Enterprise](#), and [Heartland Payroll](#)
- ▶ Niche products have relatively low Satisfaction scores and low Market Presence compared to the rest of the category. While they may have positive reviews, they do not have enough reviews to validate those ratings. Niche products include: [toasttab.com](#), [Darwinbox](#), [Asure](#), [Viventium Software](#), [SurePayroll](#), [Zenefits](#), [ZenHR](#), [OnePoint HCM](#), [Rise](#), [SentricHR](#), [Zimyo](#), [UZIO Payroll & HR](#), [WebHR](#), [DATIS](#), [Part of ContinuumCloud](#), [Akrivia HCM](#), and [CAVU HCM](#)



Grid® Scores for Mid-Market Payroll Software

The table below shows the Satisfaction and Market Presence scores that determine product placement on the Mid-Market Grid®. To learn more about each of the products, please see the profile section.

Leaders

	# of Reviews	Satisfaction	Market Presence	G2 Score
Paylocity	1557	89	86	88
Rippling	838	97	78	87
Workforce Now	1885	67	99	83
Paycom	762	71	87	79
greytHR	386	89	63	76
Deel	186	82	70	76
Remote	197	83	63	73
isolved	381	75	69	72
Keka HR	337	88	56	72
BambooHR	137	69	62	66
G-P	80	71	57	64
Inova Payroll	265	74	50	62
UKG Ready	280	54	67	61
Desktop Pro	110	62	59	60
Gusto	109	51	63	57
Justworks	57	60	53	56

(Grid® Scores for Mid-Market Payroll Software continues on next page)

* Products are ordered by G2 Score. Satisfaction score is used as a tiebreaker if two products have the same G2 Score.



Grid® Scores for Mid-Market Payroll Software (continued)

The table below shows the Satisfaction and Market Presence scores that determine product placement on the Mid-Market Grid®. To learn more about each of the products, please see the profile section.

High Performers

	# of Reviews	Satisfaction	Market Presence	G2 Score
HROne	175	85	43	64
APS	311	63	45	54
Plane	98	69	40	54
Fingercheck Payroll	58	71	37	54
Proliant	167	60	43	52
EBS PaySuite	10	72	29	51
Multiplier	39	63	34	48
EPAY HCM	36	68	29	48
Netchex	47	59	37	48
Checkwriters	31	63	32	47
isolved by PNI-HCM	10	62	31	47
PrimePay	15	56	37	47
Greenshades	23	62	30	46
Employment Hero	30	51	40	46
Patriot Payroll	10	58	33	46
Fuse	28	67	21	44
Paypro Workforce Management	27	54	32	43

(Grid® Scores for Mid-Market Payroll Software continues on next page)

* Products are ordered by G2 Score. Satisfaction score is used as a tiebreaker if two products have the same G2 Score.

Grid® Scores for Mid-Market Payroll Software (continued)

The table below shows the Satisfaction and Market Presence scores that determine product placement on the Mid-Market Grid®. To learn more about each of the products, please see the profile section.

High Performers (continued)

	# of Reviews	Satisfaction	Market Presence	G2 Score
247HRM	96	56	30	43
Pento	17	64	20	42
SunFish Workplaze	13	59	20	40
Vista	12	55	20	37
PayrollHero	12	59	13	36
Paybooks	14	50	21	35
Workzoom	10	61	8	34

(Grid® Scores for Mid-Market Payroll Software continues on next page)

* Products are ordered by G2 Score. Satisfaction score is used as a tiebreaker if two products have the same G2 Score.



Grid® Scores for Mid-Market Payroll Software (continued)

The table below shows the Satisfaction and Market Presence scores that determine product placement on the Mid-Market Grid®. To learn more about each of the products, please see the profile section.

Contenders

	# of Reviews	Satisfaction	Market Presence	G2 Score
Paychex Flex	293	40	80	60
UKG Pro	640	36	79	57
Ceridian Dayforce	258	43	71	57
Vantage HCM	55	47	66	57
TriNet	189	31	74	52
Paycor	299	27	76	51
Oracle PeopleSoft	64	47	55	51
SAP SuccessFactors Employee Central Payroll	21	41	59	50
RUN Powered by ADP	55	29	69	49
QuickBooks Payroll	13	38	60	49
Sage HRMS	13	42	56	49
Namely	178	45	50	47
UKG Dimensions	37	38	56	47
Workday HCM	111	27	61	44
QB Enterprise	44	25	60	42
Heartland Payroll	16	0	52	26

(Grid® Scores for Mid-Market Payroll Software continues on next page)

* Products are ordered by G2 Score. Satisfaction score is used as a tiebreaker if two products have the same G2 Score.

Grid® Scores for Mid-Market Payroll Software (continued)

The table below shows the Satisfaction and Market Presence scores that determine product placement on the Mid-Market Grid®. To learn more about each of the products, please see the profile section.

Niche

	# of Reviews	Satisfaction	Market Presence	G2 Score
toasttab.com	21	47	50	48
Darwinbox	27	48	48	48
Asure	35	43	40	41
Viventium Software	17	42	39	41
SurePayroll	22	46	30	38
Zenefits	97	27	46	36
ZenHR	12	47	22	35
OnePoint HCM	50	47	18	33
Rise	23	42	19	31
SentricHR	30	26	29	27
Zimyo	16	36	19	27
UZIO Payroll & HR	10	33	13	23
WebHR	29	30	15	23
DATIS, Part of ContinuumCloud	40	17	27	22
Akrivia HCM	36	0	31	16
CAVU HCM	18	0	5	2

* Products are ordered by G2 Score. Satisfaction score is used as a tiebreaker if two products have the same G2 Score.

Grid® Methodology

Grid® Rating Methodology

The Grid® represents the democratic voice of real software users, rather than the subjective opinion of one analyst. G2 rates products from the Payroll category algorithmically based on data sourced from product reviews shared by G2 users and data aggregated from online sources and social networks.

Technology buyers can use the Grid® to help them quickly select the best products for their businesses and to find peers with similar experiences. For sellers, media, investors, and analysts, the Grid® provides benchmarks for product comparison and market trend analysis.

Segmented Grid® Scoring Methodology

When viewing a Grid® by segment size, the same Grid® scoring methodology applies. However, the review data used is only from reviewers who are employed by a company within a particular company segment.

G2 uses the following definitions for company segments:

- ▶ Small-Business Review: A review from someone who works at a company with 50 or fewer employees
- ▶ Mid-Market Review: A review from someone who works at a company with 51-1,000 employees
- ▶ Enterprise Review: A review from someone who works at a company with 1,001+ employees

Grid® Scoring Methodology

G2 rates products and sellers based on reviews gathered from our user community, as well as data aggregated from online sources and social networks. We apply a unique algorithm (v3.0) to this data to calculate the Satisfaction and Market Presence scores in real time. The Mid-Market Grid® Report for Payroll | Fall 2023 is based on scores calculated using the G2 algorithm v3.0 from reviews collected through August 15, 2023. To view the Payroll Grid® with the most recent data, please visit the [Payroll](#) page. For more details on Grid® Scoring, please view the [G2 Scoring Methodology here](#).

Grid® Categorization Methodology

Making G2 research relevant and easy for people to use as they evaluate and select business software products is one of our most important goals. In support of that goal, organizing products and software companies in a well-defined structure that makes capturing, evaluating, and displaying reviews and other research in an orderly manner is a critical part of the research process.

To manage the process of categorizing the software products and the related reviews in the G2 community, G2 follows a publicly available [categorization methodology](#). All products appearing on the Grid® have passed through G2's categorization methodology and meet G2's category standards.

Many terms that appear regularly across G2 and are used to aid in product categorization warrant a definition to facilitate buyer understanding. These terms may be included within reviews from the G2 community or in executive summaries for products included on the Grid®. A [list of standard definitions](#) is available to G2 users to eliminate confusion and ease the buying process.

(Grid® Methodology continues on next page)

** Net Promoter, Net Promoter System, Net Promoter Score, NPS and the NPS-related emoticons are registered trademarks of Bain & Company, Inc., Fred Reichheld and Satmetrix Systems, Inc.



Grid® Methodology (continued)

Rating Changes and Dynamics

The ratings in this report are based on a snapshot of the user reviews and social data collected by G2 up through August 15, 2023. The ratings may change as the products are further developed, the sellers grow, and as additional opinions are shared by users. G2 updates the ratings on its website in real time as additional data is received, and this report will be updated as significant data is received. By improving their products and support and/or by having more satisfied customer voices heard, Contenders may become Leaders and Niche sellers may become High Performers.

Trust

Keeping our ratings unbiased is our top priority. We require the use of a LinkedIn account or verified business email address to validate a G2 user's identity and employer. We also validate users by partnering with sellers and organizations to securely authenticate users through select platforms. We do not allow users to review their current or former employers' products, or those of their employers' competitors. Additionally, all reviews are manually checked by our team after our algorithm filters out reviews that don't meet our submission requirements. All reviews must pass our moderation process before they are published.

Our G2 staff does not add any subjective input to the ratings, which are determined algorithmically based on data aggregated from publicly available online sources and social networks. Sellers cannot influence their ratings by spending time or money with us. Only the opinion of real users and data from public sources factor into the ratings.

G2 may occasionally offer incentives for honest reviews to help us gather a full and accurate data set. These incentives are offered as thank-yous for approved reviews. Incentives are never conditioned upon the substance of the review, positive or negative. Each such incentivized review is disclosed with an "Incentivized Review" banner.

Grid® Inclusion Criteria

All products in a G2 category that have at least 10 reviews from real users of the product are included on the Grid®. Inviting other users, such as colleagues and peers, to join G2 and share authentic product reviews will accelerate this process.

If a product is not yet listed on G2 and it fits the market definition above, then users are encouraged to [suggest its addition](#) to our [Payroll category](#).

Product Profiles

Product profiles and detailed charts are included for products with 10 or more reviews.



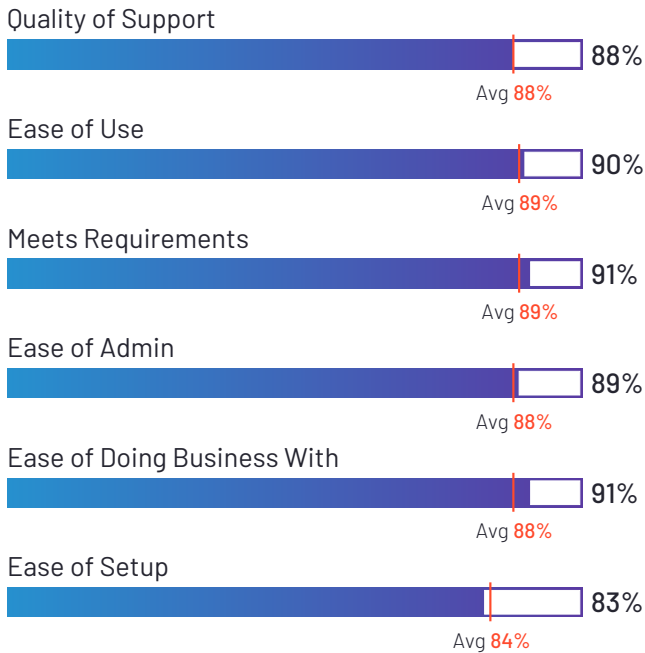
Paylocity

4.4 ★★★★★ (2,332)

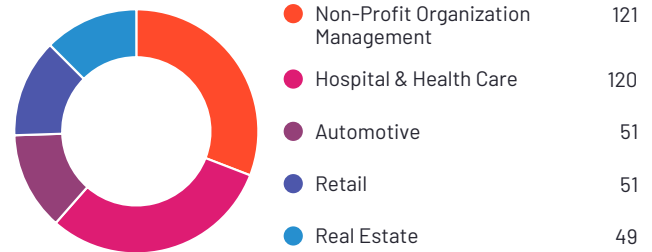


Paylocity has been named a Leader based on receiving a high customer Satisfaction score and having a large Market Presence. 93% of users rated it 4 or 5 stars, 90% of users believe it is headed in the right direction, and users said they would be likely to recommend Paylocity at a rate of 88%. Paylocity is also in the Applicant Tracking Systems (ATS), Benefits Administration, Corporate Learning Management Systems, Time Tracking, Expense Management, Core HR, Workforce Management, Performance Management, Human Resource Management Systems, and Onboarding categories.

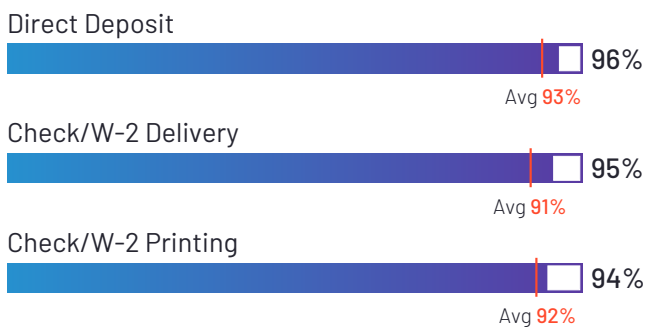
Satisfaction Ratings



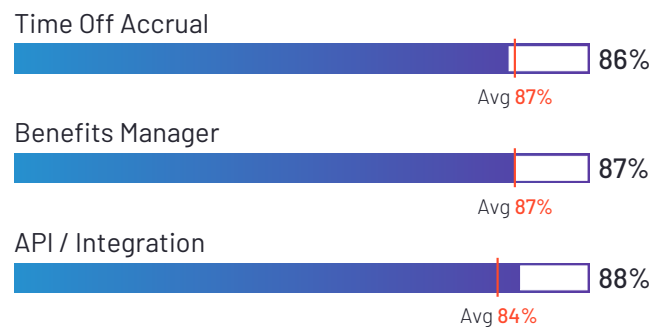
Top Industries Represented



Highest-Rated Features



Lowest-Rated Features



Ownership
Paylocity



HQ Location
Schaumburg, IL



Year Founded
1997



Employees (Listed On LinkedIn)
5,088



Company Website
paylocity.com



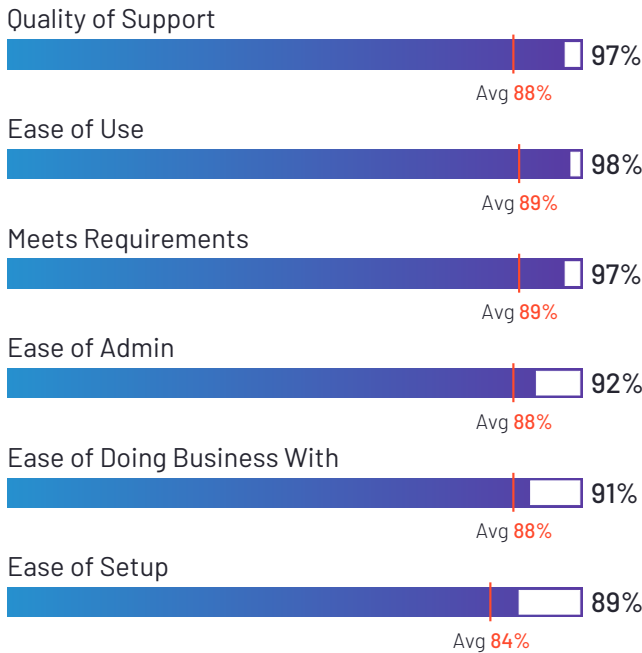
Rippling

4.8 ★★★★★ (2,100)



Rippling has been named a Leader based on receiving a high customer Satisfaction score and having a large Market Presence. Rippling received the highest Satisfaction score among products in Payroll. 98% of users rated it 4 or 5 stars, 92% of users believe it is headed in the right direction, and users said they would be likely to recommend Rippling at a rate of 98%. Rippling is also in the Employer of Record (EOR), Global Employment Platforms (GEP), Contractor Payments, Contractor Management, HR Compliance, Spend Management, Multi-Country Payroll, Time & Attendance, PEO Providers, Training Management Systems, Endpoint Management, HR Analytics, Applicant Tracking Systems (ATS), Password Manager, Benefits Administration, Corporate Learning Management Systems, Identity and Access Management (IAM), User Provisioning and Governance Tools, Single Sign-On (SSO), Time Tracking, Expense Management, Core HR, Workforce Management, Mobile Device Management (MDM), Human Resource Management Systems, Onboarding, and Workforce Planning categories.

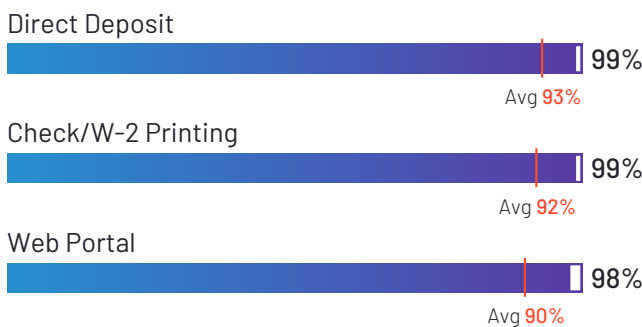
Satisfaction Ratings



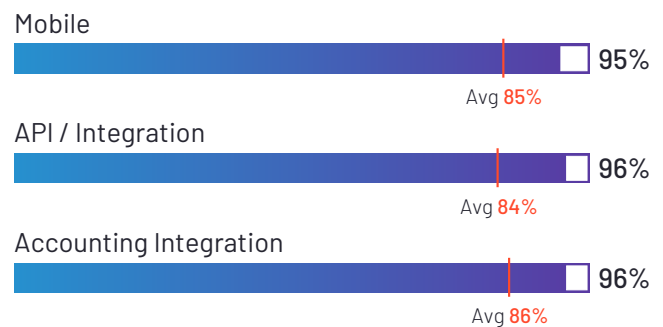
Top Industries Represented



Highest-Rated Features



Lowest-Rated Features



Ownership
Rippling



HQ Location
San Francisco, CA



Year Founded
2016



Employees (Listed On LinkedIn)
2,234



Company Website
rippling.com



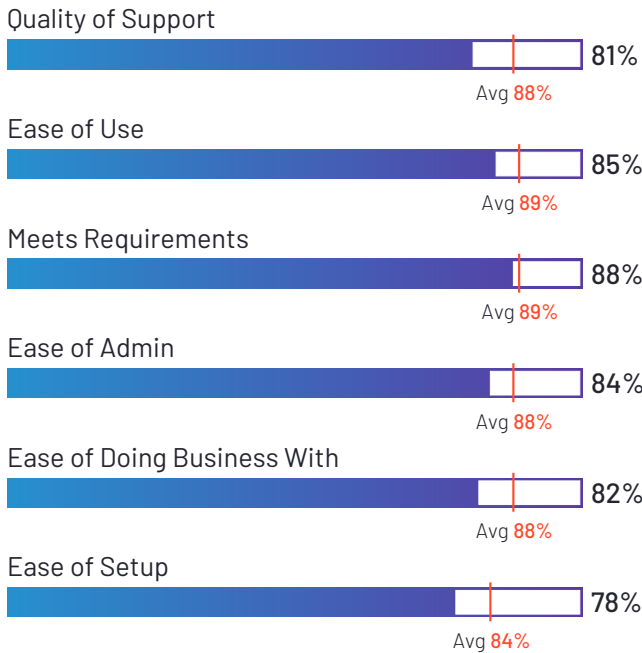
ADP Workforce Now

4.1 ★★★★★ (3,321)

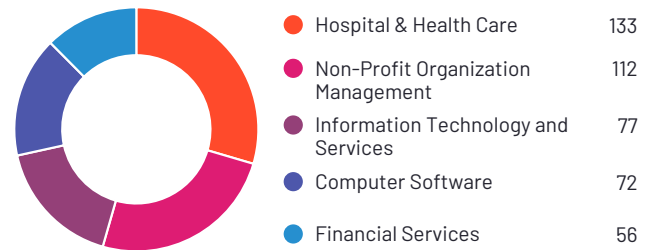


ADP Workforce Now has been named a Leader based on receiving a high customer Satisfaction score and having a large Market Presence. Workforce Now has the largest Market Presence among products in Payroll. 85% of users rated it 4 or 5 stars, 81% of users believe it is headed in the right direction, and users said they would be likely to recommend Workforce Now at a rate of 82%. Workforce Now is also in the Benefits Administration, Core HR, Workforce Management, Performance Management, Human Resource Management Systems, Onboarding, Candidate Relationship Management, Interview Scheduling, Job Description Management, HR Analytics, and Healthcare HR categories.

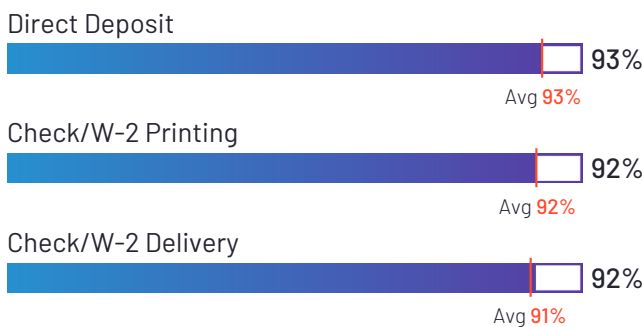
Satisfaction Ratings



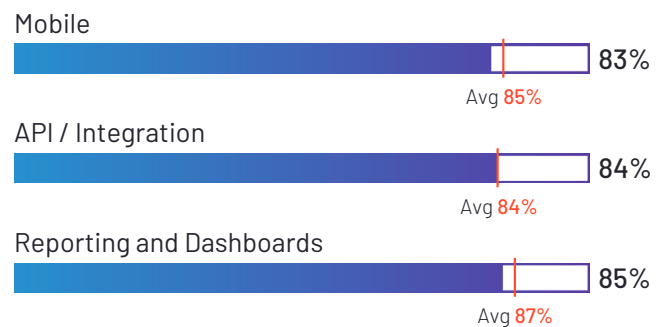
Top Industries Represented



Highest-Rated Features



Lowest-Rated Features



Ownership
ADP



HQ Location
Roseland, New Jersey



Year Founded
1949



Employees (Listed On LinkedIn)
87,336



Company Website
adp.com



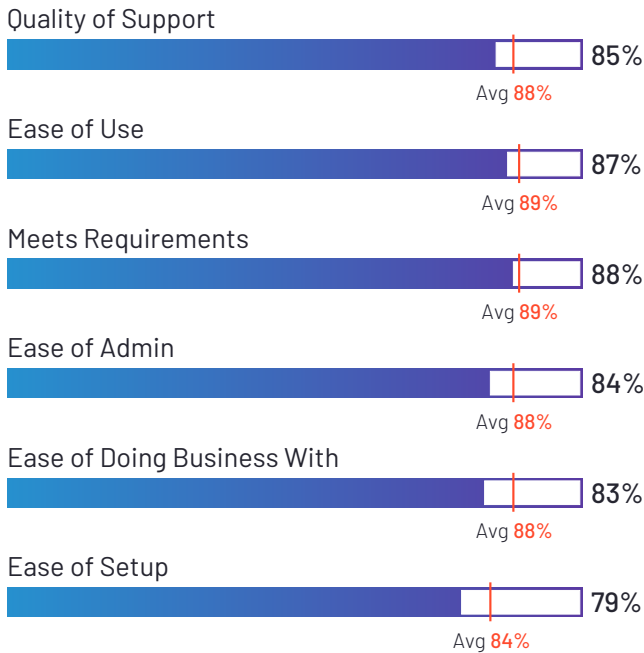
Paycom

4.2 ★★★★★ (1,108)



Paycom has been named a Leader based on receiving a high customer Satisfaction score and having a large Market Presence. 86% of users rated it 4 or 5 stars, 82% of users believe it is headed in the right direction, and users said they would be likely to recommend Paycom at a rate of 84%. Paycom is also in the Compensation Management, Corporate Learning Management Systems, Expense Management, Performance Management, Applicant Tracking Systems (ATS), Onboarding, Human Resource Management Systems, Core HR, Workforce Management, Background Check, and Time & Attendance categories.

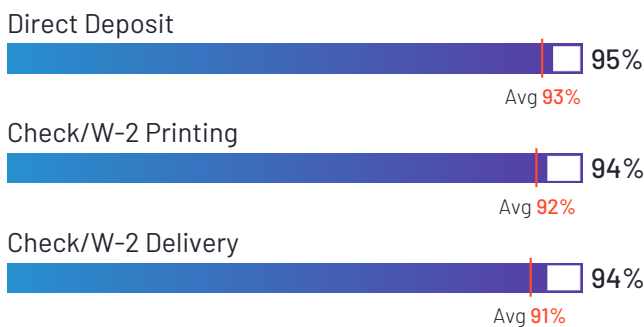
Satisfaction Ratings



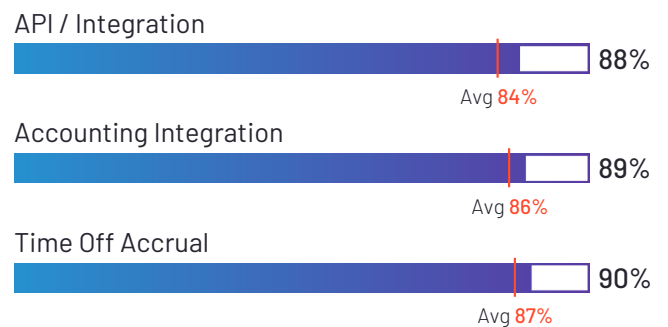
Top Industries Represented



Highest-Rated Features



Lowest-Rated Features



Ownership
Paycom



HQ Location
Oklahoma City, OK



Employees (Listed
On LinkedIn)
6,375



Company Website
www.paycom.com



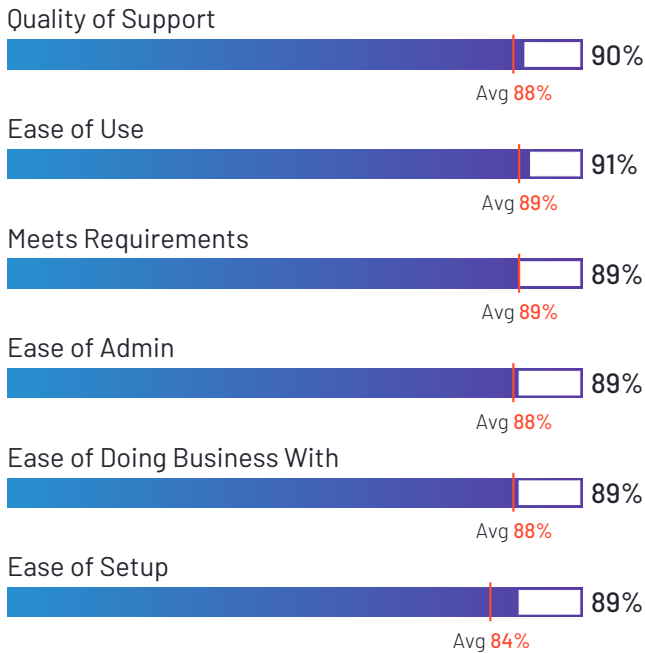
greytHR

4.4 ★★★★★ (729)



greytHR has been named a Leader based on receiving a high customer Satisfaction score and having a large Market Presence. 94% of users rated it 4 or 5 stars, 93% of users believe it is headed in the right direction, and users said they would be likely to recommend greytHR at a rate of 88%. greytHR is also in the Core HR, Workforce Management, and Time & Attendance categories.

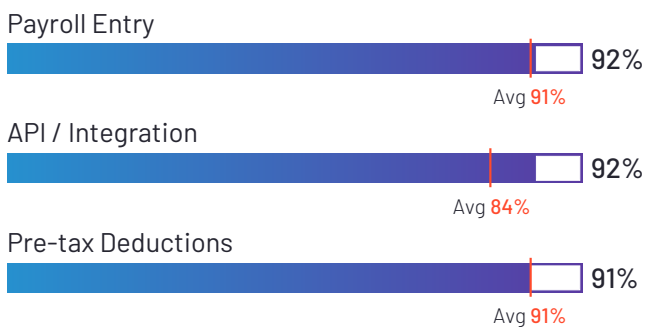
Satisfaction Ratings



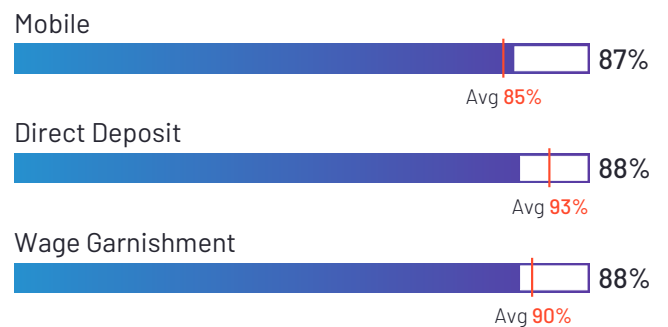
Top Industries Represented



Highest-Rated Features



Lowest-Rated Features



Ownership
Greytip Software Pvt. Ltd.



HQ Location
Bangalore



Year Founded
1994



Employees (Listed On LinkedIn)
823



Company Website
greythr.com



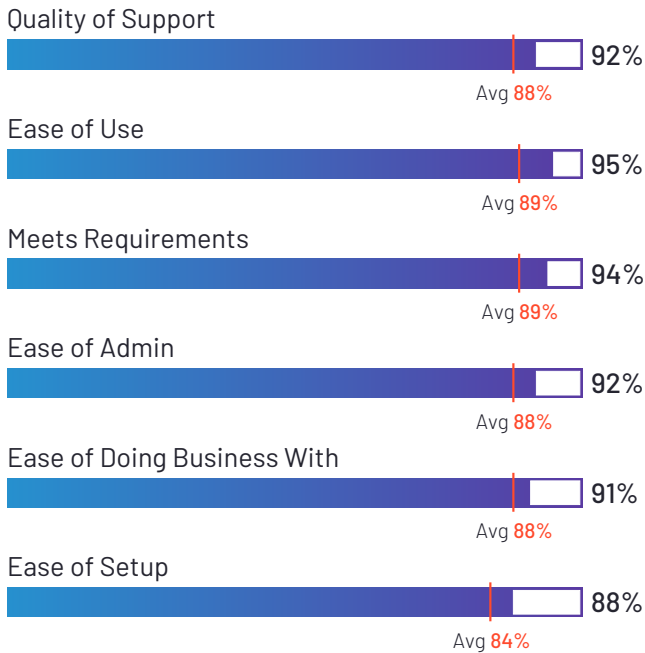
Deel

4.6 ★★★★★ (1,186)



Deel has been named a Leader based on receiving a high customer Satisfaction score and having a large Market Presence. 98% of users rated it 4 or 5 stars, 94% of users believe it is headed in the right direction, and users said they would be likely to recommend Deel at a rate of 94%. Deel is also in the Contractor Payments, Contractor Management, HR Compliance, Org Chart, Multi-Country Payroll, Onboarding, Core HR, Freelancer Management Systems, Employee Engagement, Global Employment Platforms(GEP), and Employer of Record(EOR) categories.

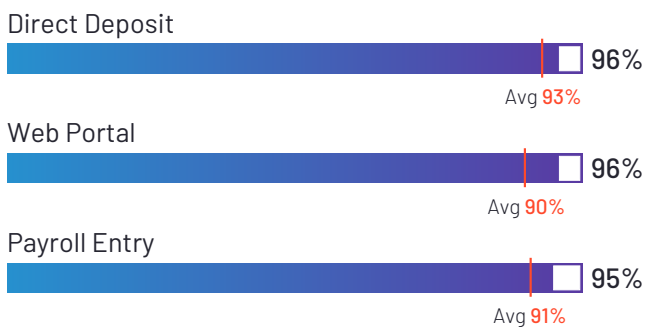
Satisfaction Ratings



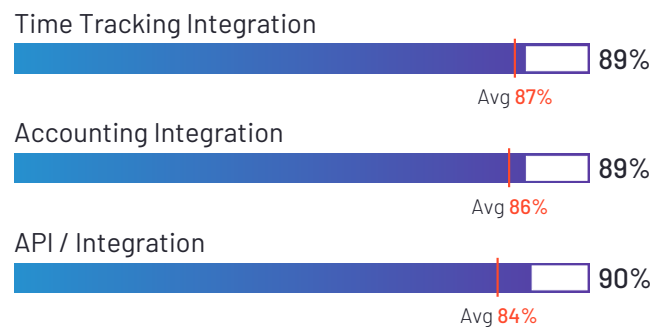
Top Industries Represented



Highest-Rated Features



Lowest-Rated Features



Ownership
Deel



HQ Location
San Francisco,
California



Year Founded
2019



Employees (Listed
On LinkedIn)
5,536



Company Website
www.deel.com



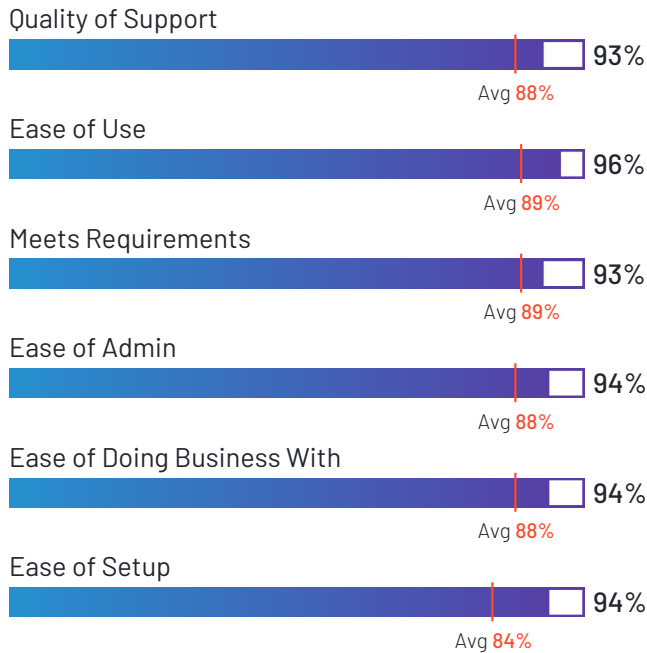
Remote

4.6 ★★★★★ (761)



Remote has been named a Leader based on receiving a high customer Satisfaction score and having a large Market Presence. 96% of users rated it 4 or 5 stars, 89% of users believe it is headed in the right direction, and users said they would be likely to recommend Remote at a rate of 92%. Remote is also in the Global Employment Platforms (GEP), Contractor Payments, Contractor Management, Multi-Country Payroll, Freelancer Management Systems, and Employer of Record (EOR) categories.

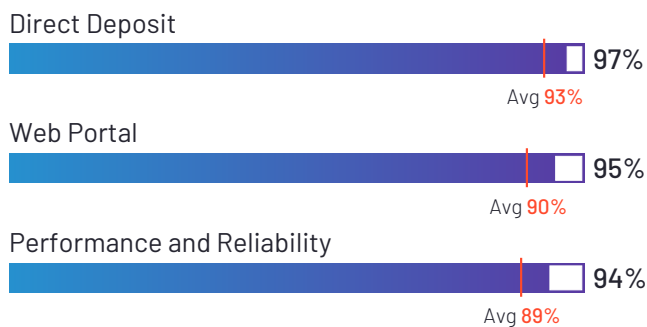
Satisfaction Ratings



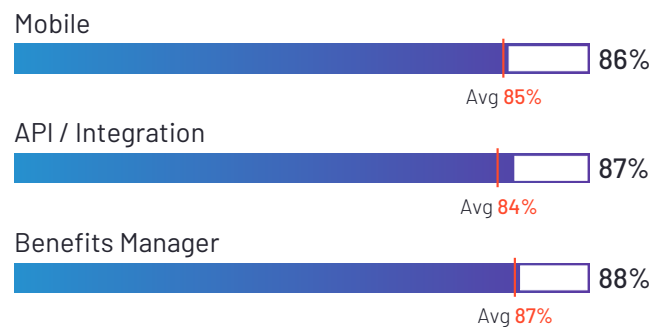
Top Industries Represented



Highest-Rated Features



Lowest-Rated Features



Ownership
Remote



HQ Location
San Francisco, CA



Year Founded
2019



Employees (Listed On LinkedIn)
3,472



Company Website
remote.com



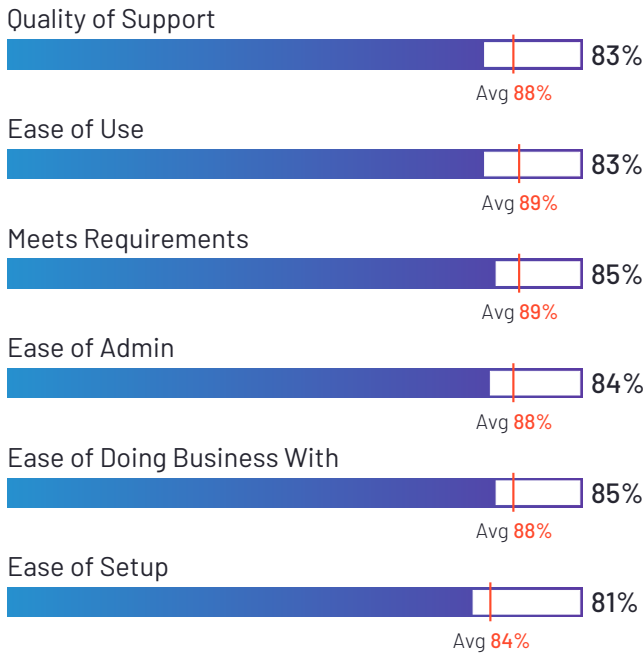
isolved

4.3 ★★★★★ (814)



isolved has been named a Leader based on receiving a high customer Satisfaction score and having a large Market Presence. 87% of users rated it 4 or 5 stars, 75% of users believe it is headed in the right direction, and users said they would be likely to recommend isolved at a rate of 82%. isolved is also in the Time & Attendance, Training Management Systems, Employee Scheduling, Applicant Tracking Systems (ATS), Benefits Administration, Time Tracking, Expense Management, Core HR, Workforce Management, Human Resource Management Systems, and Healthcare HR categories.

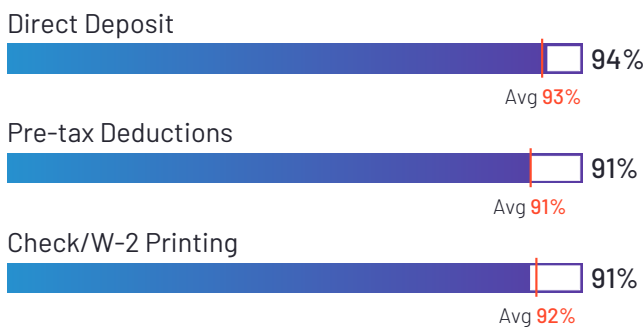
Satisfaction Ratings



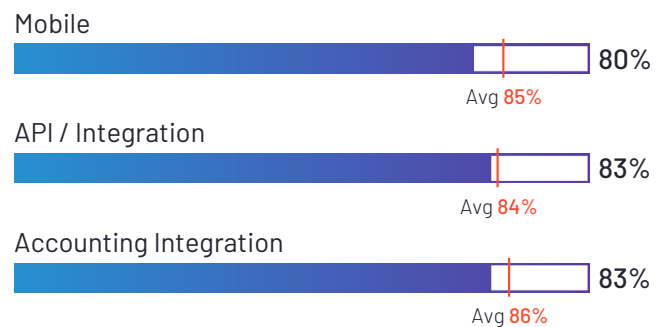
Top Industries Represented



Highest-Rated Features



Lowest-Rated Features



Ownership
isolved HCM



HQ Location
Charlotte, NC



Year Founded
1986



Employees (Listed On LinkedIn)
1,259



Company Website
isolvedhcm.com



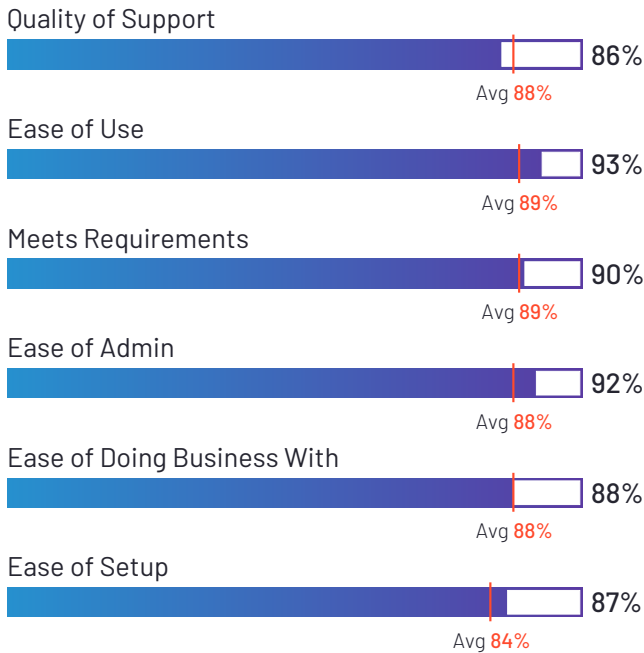
Keka HR

4.4 ★★★★★ (661)



Keka HR has been named a Leader based on receiving a high customer Satisfaction score and having a large Market Presence. 95% of users rated it 4 or 5 stars, 94% of users believe it is headed in the right direction, and users said they would be likely to recommend Keka HR at a rate of 88%. Keka HR is also in the Time Tracking, Time & Attendance, Workforce Management, Applicant Tracking Systems (ATS), and Core HR categories.

Satisfaction Ratings



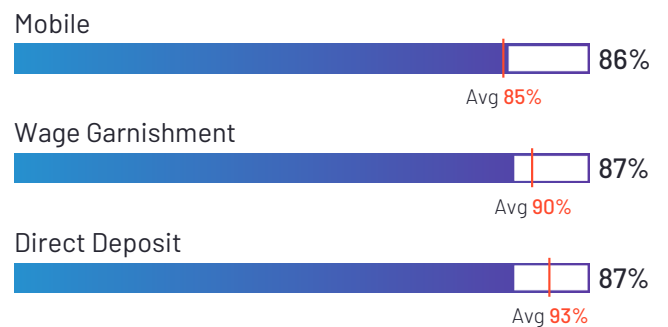
Top Industries Represented



Highest-Rated Features



Lowest-Rated Features



Ownership
Keka Technologies



HQ Location
Hyderabad



Year Founded
2014



Employees (Listed On LinkedIn)
820



Company Website
www.keka.com



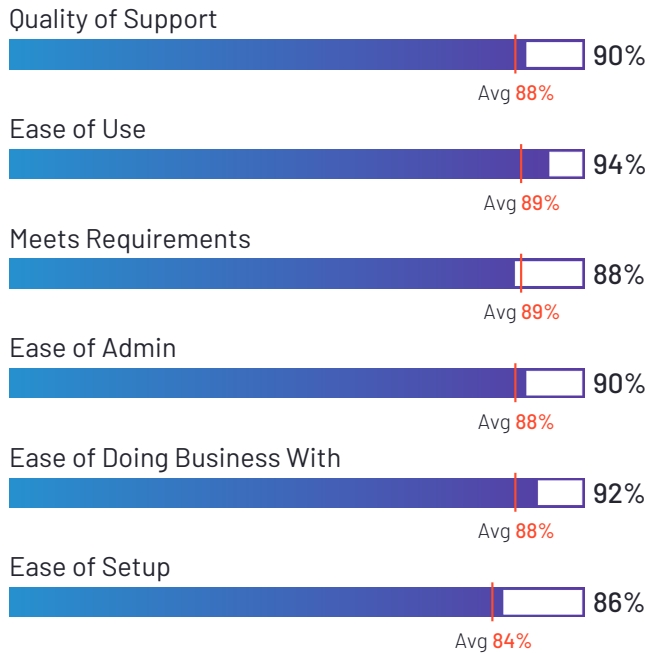
BambooHR

4.4 ★★★★★ (1,554)



BambooHR has been named a Leader based on receiving a high customer Satisfaction score and having a large Market Presence. 95% of users rated it 4 or 5 stars, 89% of users believe it is headed in the right direction, and users said they would be likely to recommend BambooHR at a rate of 91%. BambooHR is also in the Candidate Relationship Management, Job Description Management, Onboarding, Applicant Tracking Systems (ATS), Core HR, Workforce Management, Performance Management, and Human Resource Management Systems categories.

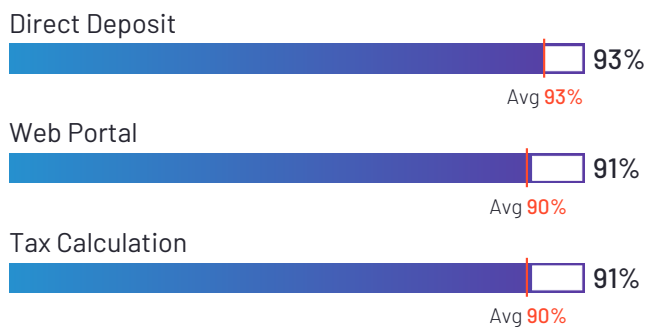
Satisfaction Ratings



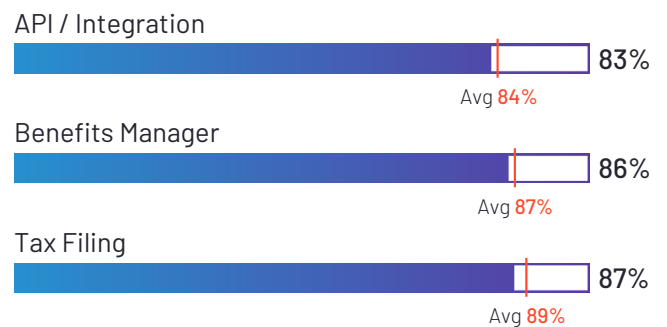
Top Industries Represented



Highest-Rated Features



Lowest-Rated Features



Ownership
BambooHR



HQ Location
Lindon, UT



Year Founded
2008



Employees (Listed On LinkedIn)
1,375



Company Website
bamboohr.com



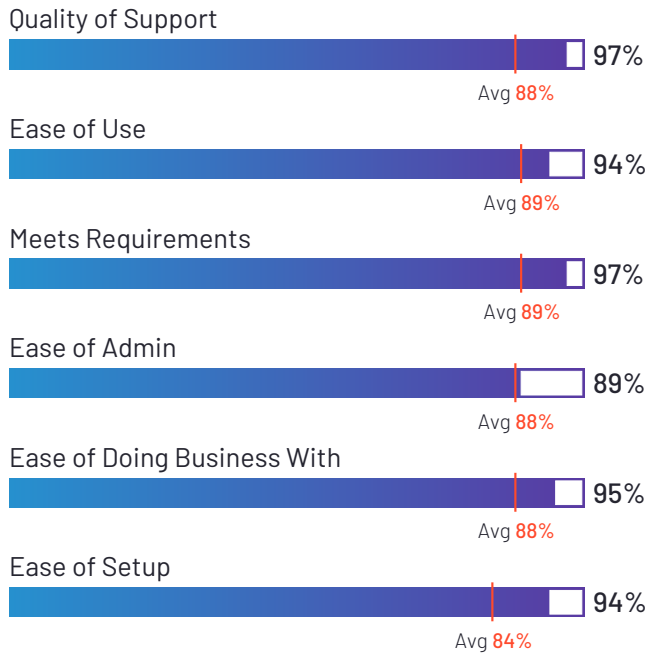
G-P

4.7 ★★★★★ (181)

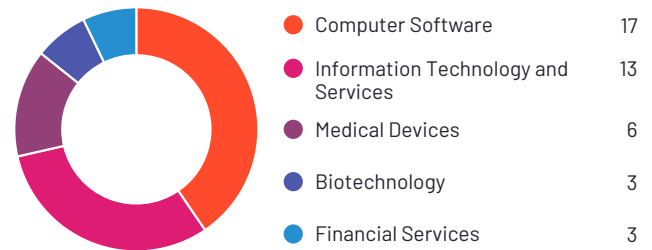


G-P has been named a Leader based on receiving a high customer Satisfaction score and having a large Market Presence. 99% of users rated it 4 or 5 stars, 100% of users believe it is headed in the right direction, and users said they would be likely to recommend G-P at a rate of 94%. G-P is also in the Multi-Country Payroll, Contractor Payments, Contractor Management, Benefits Administration, HR Compliance, Global Employment Platforms (GEP), Employer of Record (EOR), and PEO Providers categories.

Satisfaction Ratings



Top Industries Represented



Ownership
G-P



HQ Location
Boston, MA



Year Founded
2012



Employees (Listed On LinkedIn)
1,585



Company Website
www.g-p.com



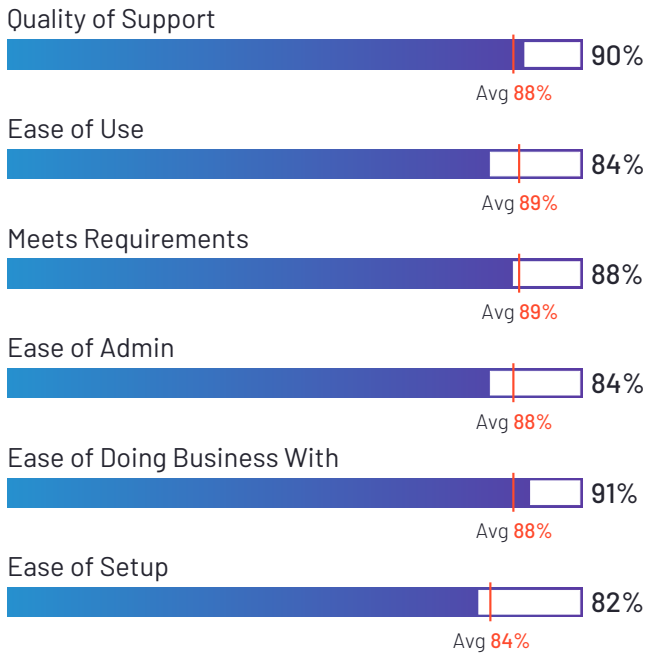
Inova Payroll

4.3 ★★★★★ (474)

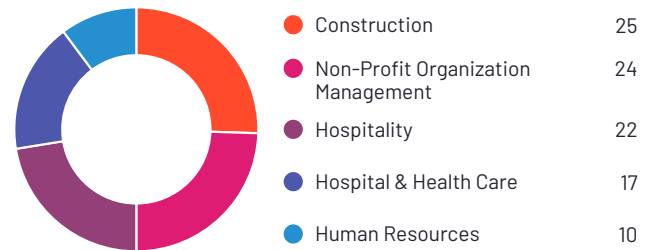


Inova Payroll has been named a Leader based on receiving a high customer Satisfaction score and having a large Market Presence. 90% of users rated it 4 or 5 stars, 82% of users believe it is headed in the right direction, and users said they would be likely to recommend Inova Payroll at a rate of 84%. Inova Payroll is also in the Earned Wage Access, Onboarding, Applicant Tracking Systems (ATS), Benefits Administration, Core HR, Performance Management, Corporate Learning Management Systems, and Human Resource Management Systems categories.

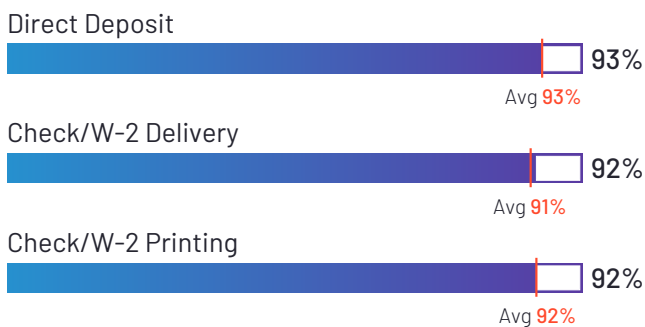
Satisfaction Ratings



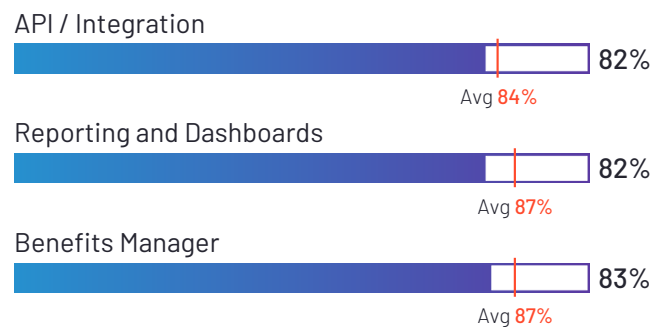
Top Industries Represented



Highest-Rated Features



Lowest-Rated Features



Ownership
Inova Payroll, Inc.



HQ Location
Nashville, TN



Year Founded
2011



Employees (Listed
On LinkedIn)
190



Company Website
inovapayroll.com



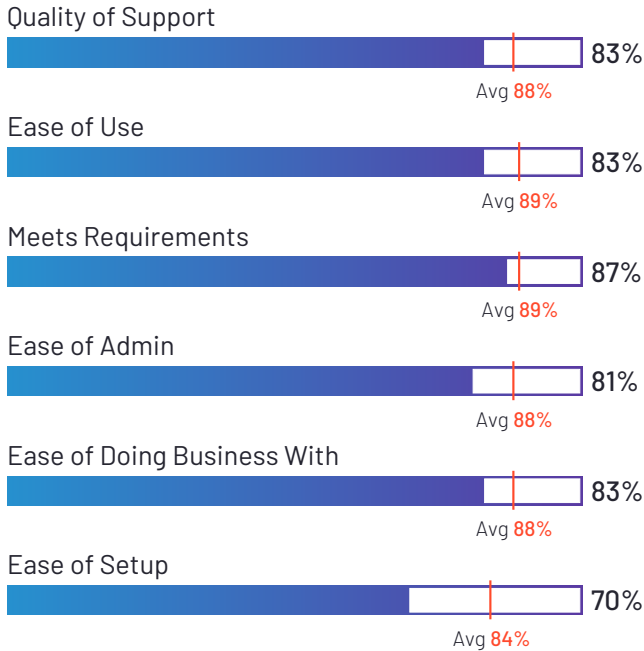
UKG Ready

4.0 ★★★★★ (869)



UKG Ready has been named a Leader based on receiving a high customer Satisfaction score and having a large Market Presence. 86% of users rated it 4 or 5 stars, 83% of users believe it is headed in the right direction, and users said they would be likely to recommend UKG Ready at a rate of 82%. UKG Ready is also in the Time & Attendance, Applicant Tracking Systems (ATS), Time Tracking, Core HR, Workforce Management, and Human Resource Management Systems categories.

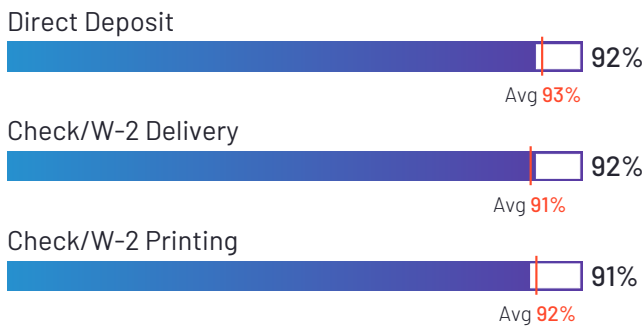
Satisfaction Ratings



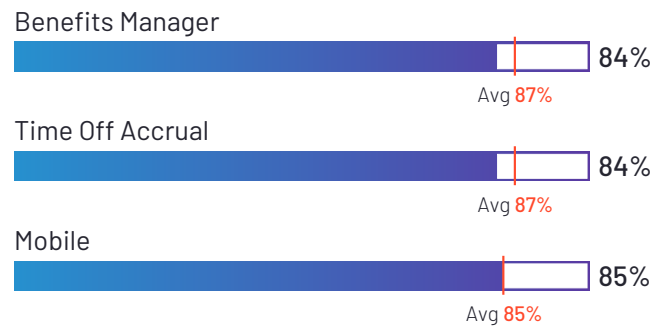
Top Industries Represented



Highest-Rated Features



Lowest-Rated Features



Ownership
UKG



HQ Location
Weston, FL



Year Founded
1977



Employees (Listed
On LinkedIn)
13,616



Company Website
www.ukg.com



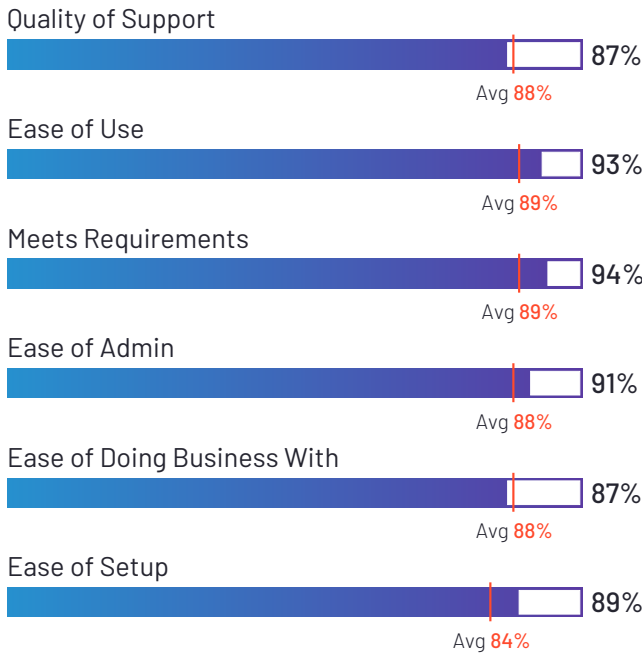
QuickBooks Desktop Pro

4.3 ★★★★★ (1,700)




QuickBooks Desktop Pro has been named a Leader based on receiving a high customer Satisfaction score and having a large Market Presence. 95% of users rated it 4 or 5 stars, 87% of users believe it is headed in the right direction, and users said they would be likely to recommend Desktop Pro at a rate of 91%. Desktop Pro is also in the Billing and Accounting categories.


Satisfaction Ratings




Top Industries Represented



Highest-Rated Features



Lowest-Rated Features



Ownership
Intuit



HQ Location
Mountain View,
California



Year Founded
1983



**Employees (Listed
On LinkedIn)**
15,847



Company Website
www.intuit.com



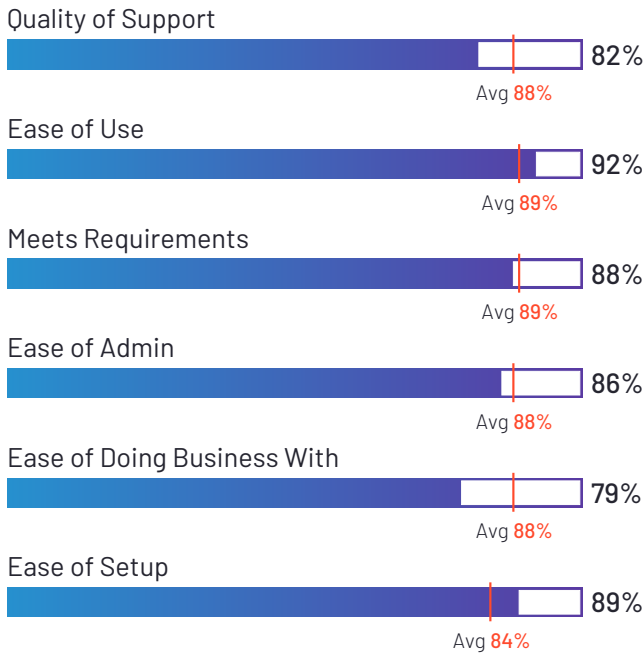
Gusto

4.4 ★★★★★ (1,397)



Gusto has been named a Leader based on receiving a high customer Satisfaction score and having a large Market Presence. 87% of users rated it 4 or 5 stars, 83% of users believe it is headed in the right direction, and users said they would be likely to recommend Gusto at a rate of 86%. Gusto is also in the Contractor Payments, Benefits Administration, Core HR, and Onboarding categories.

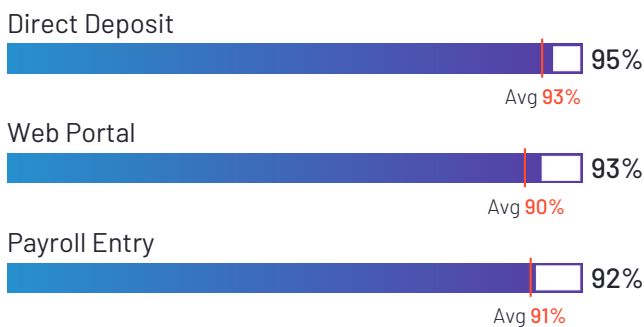
Satisfaction Ratings



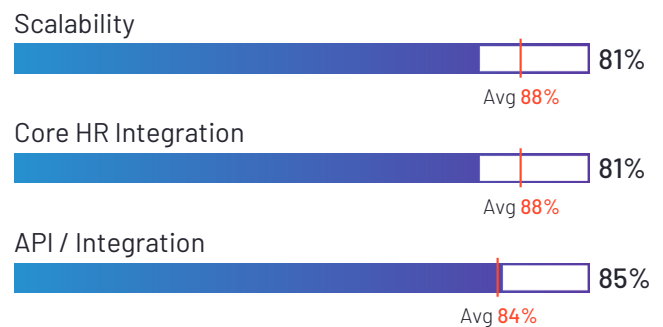
Top Industries Represented



Highest-Rated Features



Lowest-Rated Features



Ownership
Gusto



HQ Location
San Francisco, CA




Year Founded
2011



Employees (Listed On LinkedIn)
2,536



Company Website
gusto.com



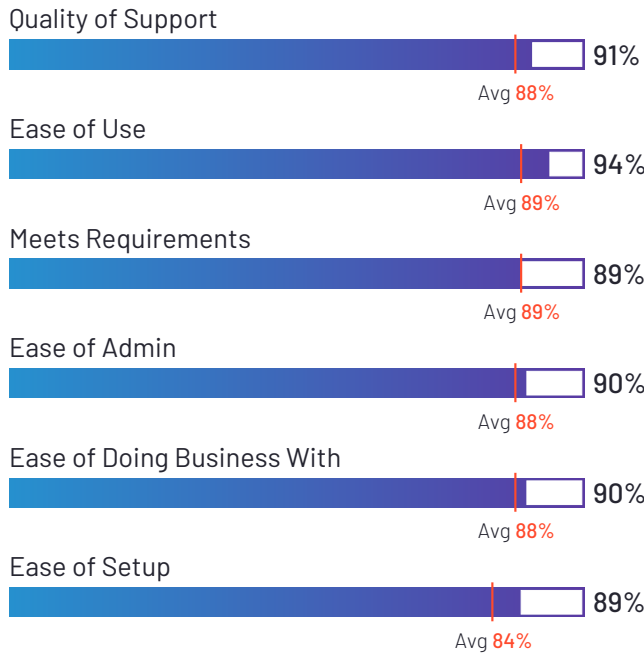
Justworks

4.6 ★★★★★ (404)

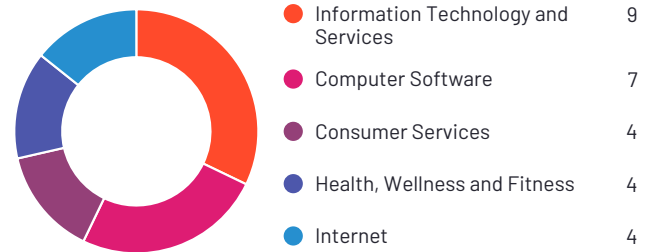


Justworks has been named a Leader based on receiving a high customer Satisfaction score and having a large Market Presence. 95% of users rated it 4 or 5 stars, 86% of users believe it is headed in the right direction, and users said they would be likely to recommend Justworks at a rate of 88%. Justworks is also in the PEO Providers, Benefits Administration, Core HR, Time Tracking, and Global Employment Platforms (GEP) categories.

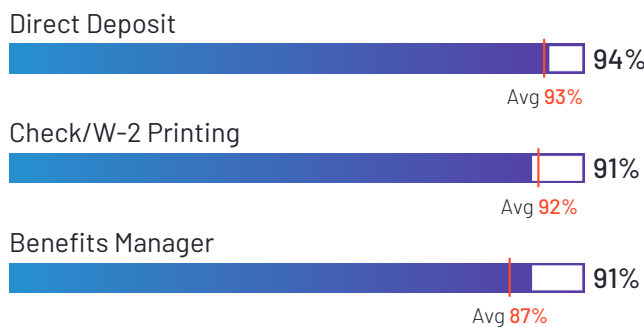
Satisfaction Ratings



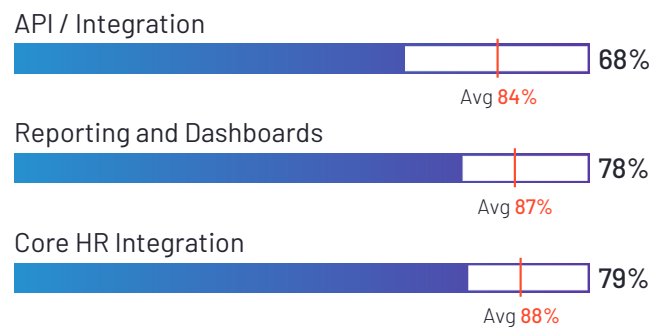
Top Industries Represented



Highest-Rated Features



Lowest-Rated Features



Ownership
Justworks



HQ Location
New York



Year Founded
2012



Employees (Listed On LinkedIn)
1,269



Company Website
justworks.com



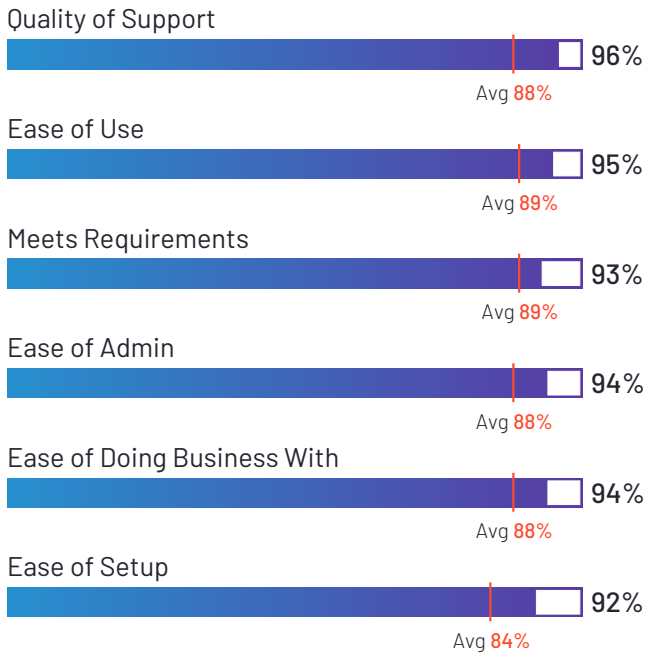
HROne

4.6 ★★★★★ (423)




HROne has been named a High Performer product based on having high customer Satisfaction scores and a low Market Presence compared to the rest of the category. 98% of users rated it 4 or 5 stars, 95% of users believe it is headed in the right direction, and users said they would be likely to recommend HROne at a rate of 93%. HROne is also in the Time & Attendance, HR Case Management, Applicant Tracking Systems (ATS), Time Tracking, Core HR, Workforce Management, Performance Management, Human Resource Management Systems, Employee Scheduling, and Absence Management categories.

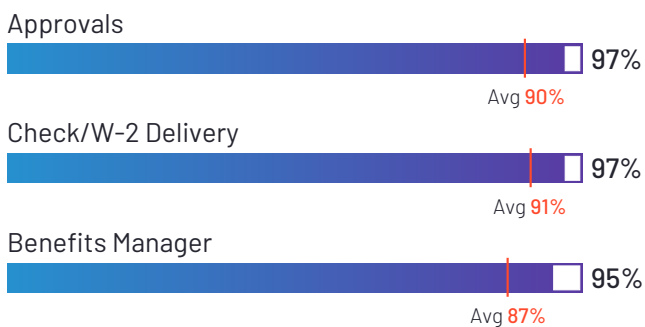
Satisfaction Ratings



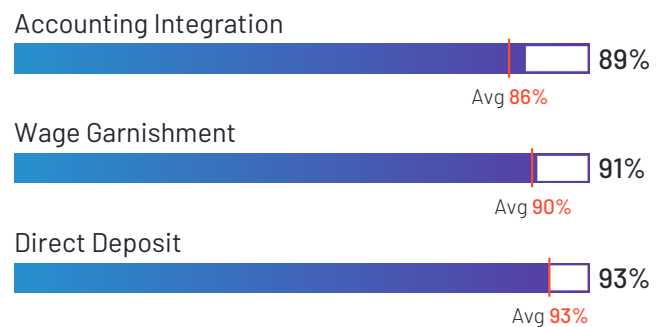
Top Industries Represented



Highest-Rated Features



Lowest-Rated Features



Ownership
HROne



HQ Location
Noida



Year Founded
2016



Employees (Listed
On LinkedIn)
205



Company Website
hrone.cloud



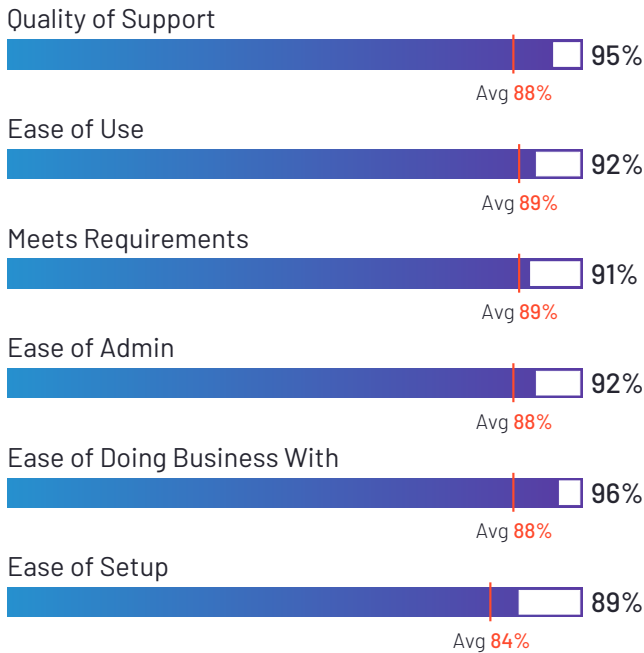
APS

4.6 ★★★★★ (665)



APS has been named a High Performer product based on having high customer Satisfaction scores and a low Market Presence compared to the rest of the category. 96% of users rated it 4 or 5 stars, 95% of users believe it is headed in the right direction, and users said they would be likely to recommend APS at a rate of 92%. APS is also in the Healthcare HR, Human Resource Management Systems, Benefits Administration, Core HR, Performance Management, Time Tracking, Workforce Management, Applicant Tracking Systems (ATS), and Onboarding categories.

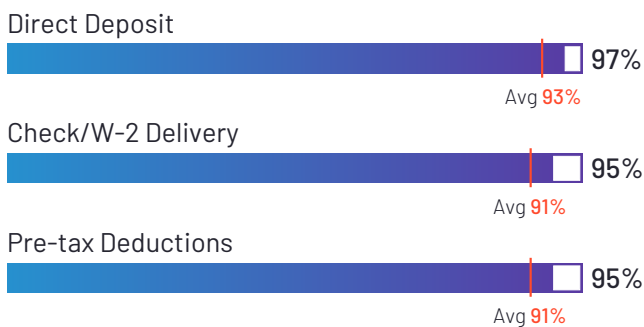
Satisfaction Ratings



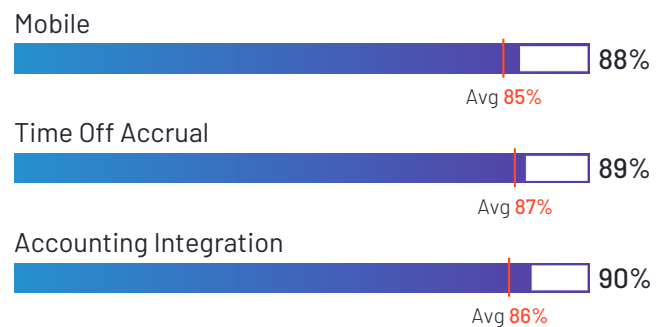
Top Industries Represented



Highest-Rated Features



Lowest-Rated Features



Ownership
APS



HQ Location
Shreveport, LA



Year Founded
1996



Employees (Listed
On LinkedIn)
154



Company Website
apspayroll.com



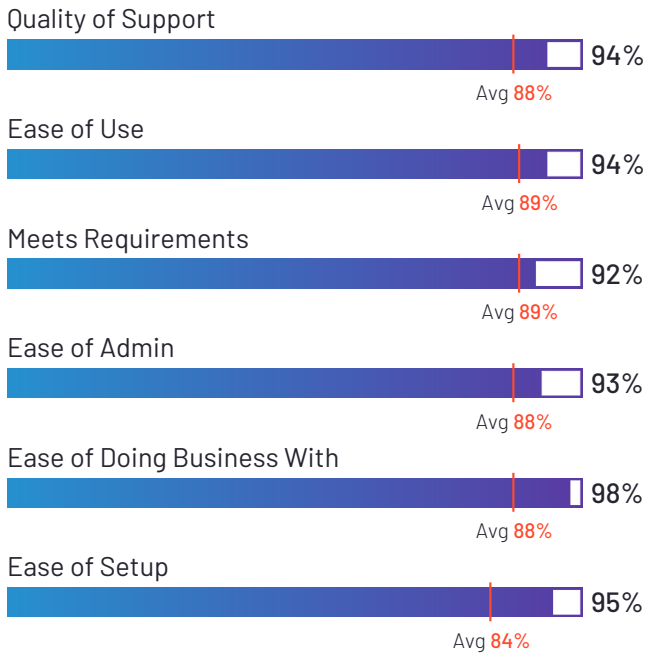
Plane

4.6 ★★★★★ (447)



Plane has been named a High Performer product based on having high customer Satisfaction scores and a low Market Presence compared to the rest of the category. 96% of users rated it 4 or 5 stars, 86% of users believe it is headed in the right direction, and users said they would be likely to recommend Plane at a rate of 91%. Plane is also in the Contractor Payments, HR Compliance, Multi-Country Payroll, Core HR, Contractor Management, Global Employment Platforms (GEP), and Employer of Record (EOR) categories.


Satisfaction Ratings



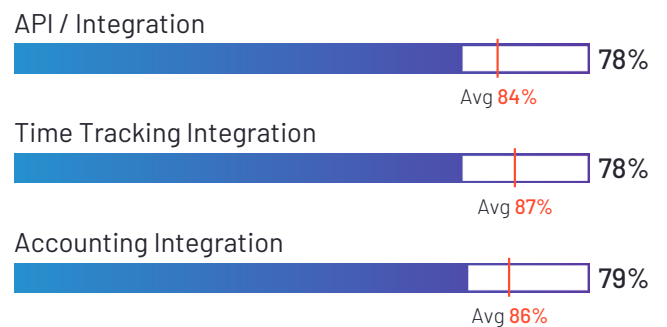
Top Industries Represented



Highest-Rated Features



Lowest-Rated Features



Ownership
Plane



HQ Location
San Francisco, CA



Year Founded
2015



Employees (Listed On LinkedIn)
89



Company Website
plane.com



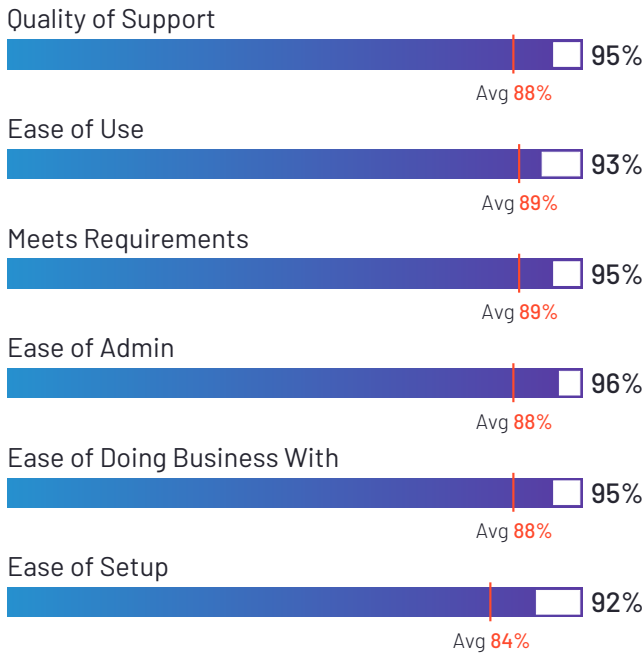
Fingercheck Payroll

4.7 ★★★★★ (240)



Fingercheck Payroll has been named a High Performer product based on having high customer Satisfaction scores and a low Market Presence compared to the rest of the category. 93% of users rated it 4 or 5 stars, 95% of users believe it is headed in the right direction, and users said they would be likely to recommend Fingercheck Payroll at a rate of 95%. Fingercheck Payroll is also in the Time Tracking, Applicant Tracking Systems (ATS), Core HR, Onboarding, and Benefits Administration categories.

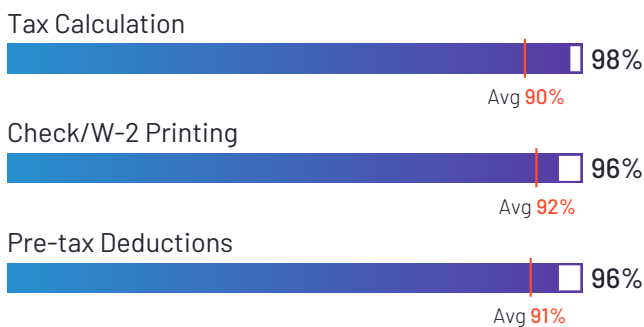
Satisfaction Ratings



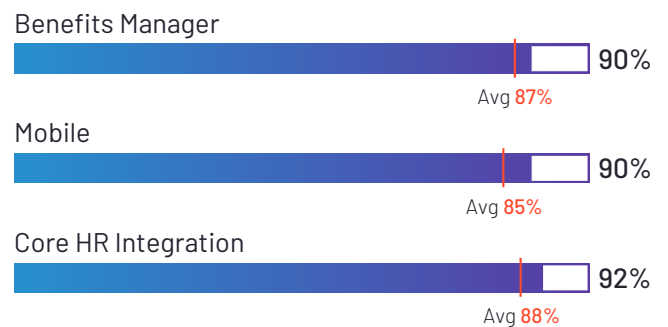
Top Industries Represented



Highest-Rated Features



Lowest-Rated Features



Ownership
Fingercheck



HQ Location
Brooklyn, NY



Year Founded
2013



Employees (Listed On LinkedIn)
111



Company Website
fingercheck.com



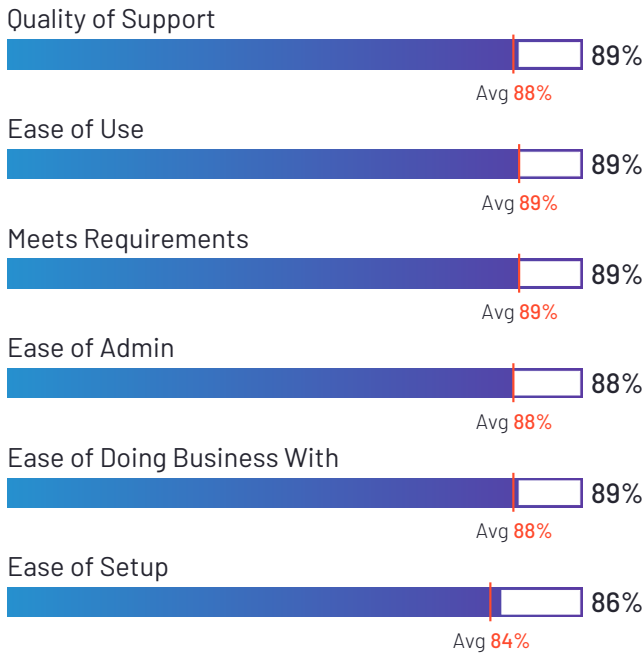
Proliant

4.4 ★★★★★ (377)



Proliant has been named a High Performer product based on having high customer Satisfaction scores and a low Market Presence compared to the rest of the category. 91% of users rated it 4 or 5 stars, 82% of users believe it is headed in the right direction, and users said they would be likely to recommend Proliant at a rate of 88%. Proliant is also in the Earned Wage Access, Time & Attendance, Onboarding, Core HR, and Workforce Management categories.

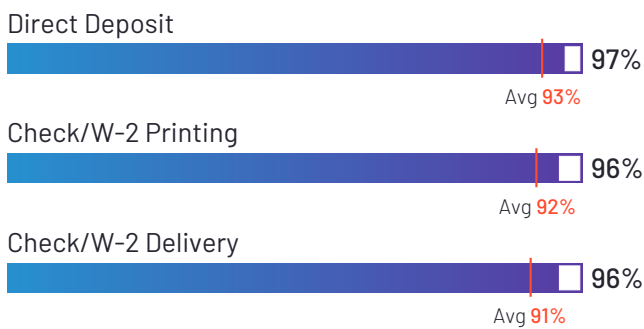
Satisfaction Ratings



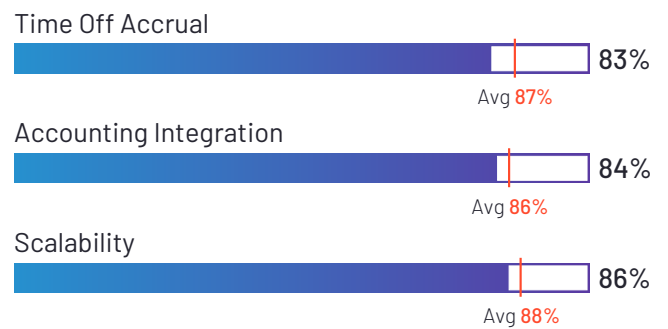
Top Industries Represented



Highest-Rated Features



Lowest-Rated Features



Ownership
Proliant



HQ Location
Atlanta, GA



Year Founded
1993



Employees (Listed
On LinkedIn)
279



Company Website
proliant.com



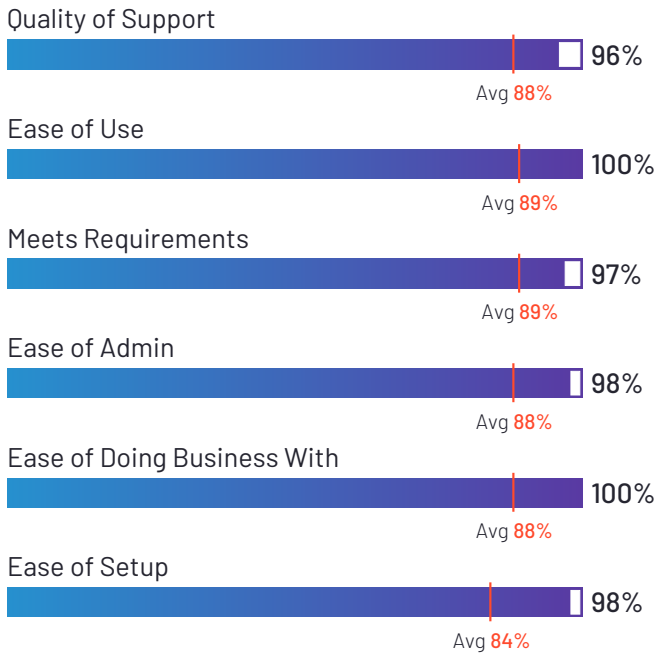
EBS PaySuite

4.9 ★★★★★ (15)

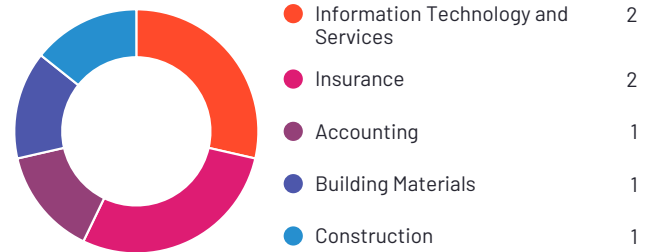


EBS PaySuite has been named a High Performer product based on having high customer Satisfaction scores and a low Market Presence compared to the rest of the category. 100% of users rated it 4 or 5 stars, 100% of users believe it is headed in the right direction, and users said they would be likely to recommend EBS PaySuite at a rate of 98%. EBS PaySuite is also in the Applicant Tracking Systems (ATS), Onboarding, Benefits Administration, Core HR, Performance Management, and Time Tracking categories.

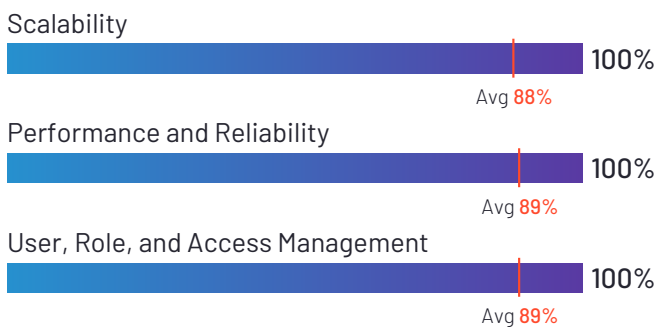
Satisfaction Ratings



Top Industries Represented



Highest-Rated Features



Lowest-Rated Features



Ownership
Employee Based Systems



HQ Location
Littleton, CO



Year Founded
1985



Employees (Listed On LinkedIn)
1,431



Company Website
www.getebs.com



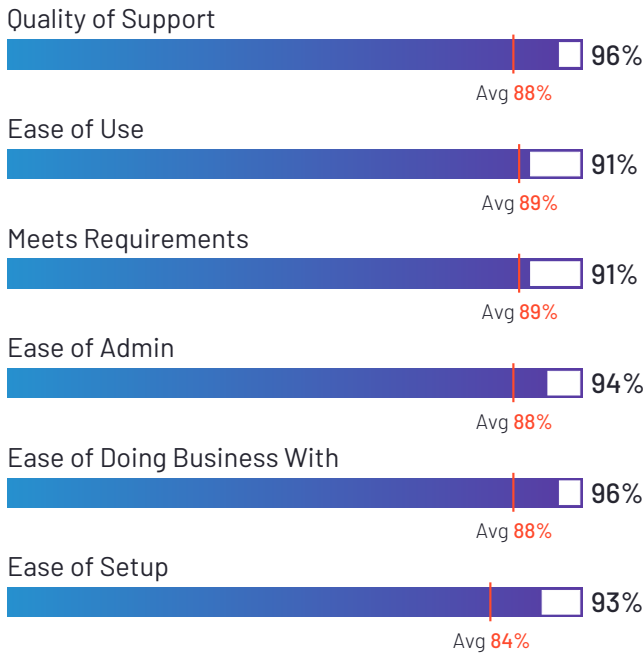
Multiplier

4.6 ★★★★★ (421)

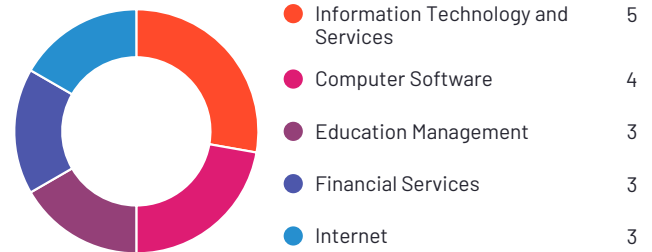


Multiplier has been named a High Performer product based on having high customer Satisfaction scores and a low Market Presence compared to the rest of the category. 97% of users rated it 4 or 5 stars, 91% of users believe it is headed in the right direction, and users said they would be likely to recommend Multiplier at a rate of 92%. Multiplier is also in the Multi-Country Payroll, Core HR, Contractor Management, Global Employment Platforms (GEP), and Employer of Record (EOR) categories.

Satisfaction Ratings



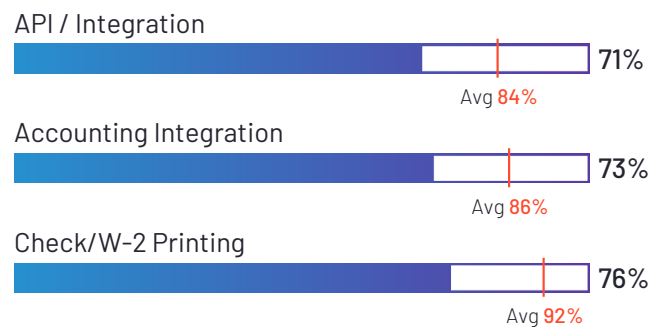
Top Industries Represented



Highest-Rated Features



Lowest-Rated Features



Ownership
Multiplier



HQ Location
Singapore



Year Founded
2020



Employees (Listed
On LinkedIn)
479



Company Website
usemultiplier.com



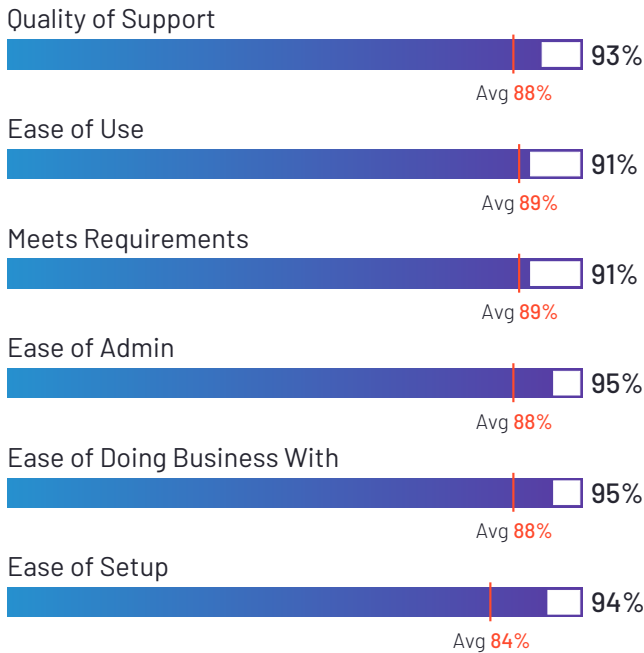
EPAY HCM

4.7 ★★★★★ (160)



EPAY HCM has been named a High Performer product based on having high customer Satisfaction scores and a low Market Presence compared to the rest of the category. 97% of users rated it 4 or 5 stars, 95% of users believe it is headed in the right direction, and users said they would be likely to recommend EPAY HCM at a rate of 94%. EPAY HCM is also in the Time Tracking, Core HR, Workforce Management, Applicant Tracking Systems (ATS), Performance Management, Onboarding, Benefits Administration, Corporate Learning Management Systems, Human Resource Management Systems, and Time & Attendance categories.

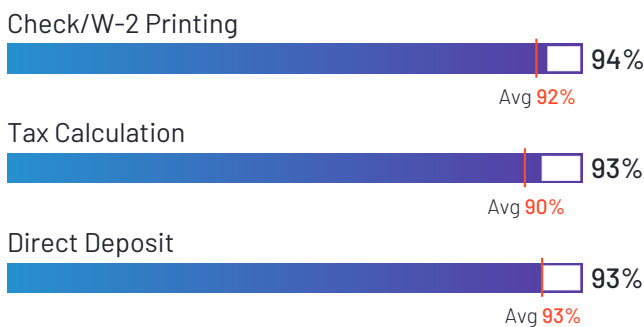
Satisfaction Ratings



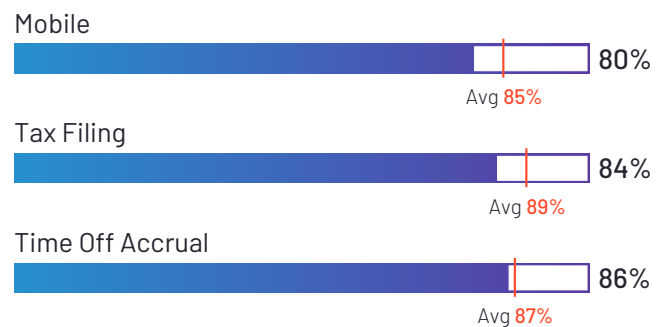
Top Industries Represented



Highest-Rated Features



Lowest-Rated Features



Ownership
EPAY Systems



HQ Location
Chicago, IL



Year Founded
2001



Employees (Listed On LinkedIn)
112



Company Website
epaysystems.com



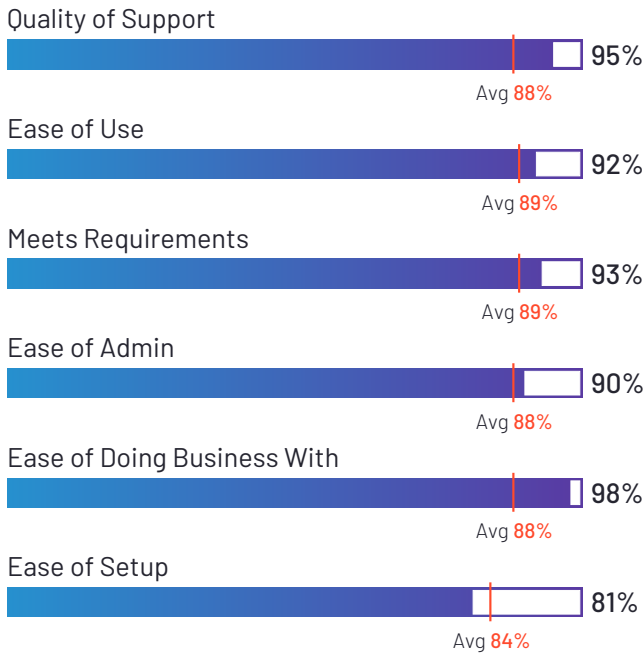
Netchex

4.7 ★★★★★ (75)



Netchex has been named a High Performer product based on having high customer Satisfaction scores and a low Market Presence compared to the rest of the category. 100% of users rated it 4 or 5 stars, 86% of users believe it is headed in the right direction, and users said they would be likely to recommend Netchex at a rate of 96%. Netchex is also in the Core HR, Benefits Administration, Employee Scheduling, Time & Attendance, Workforce Management, and HR Compliance categories.

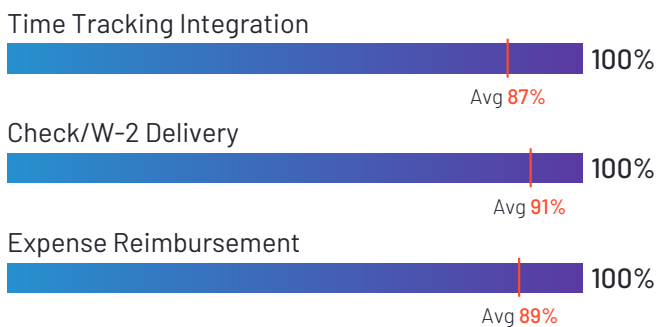
Satisfaction Ratings



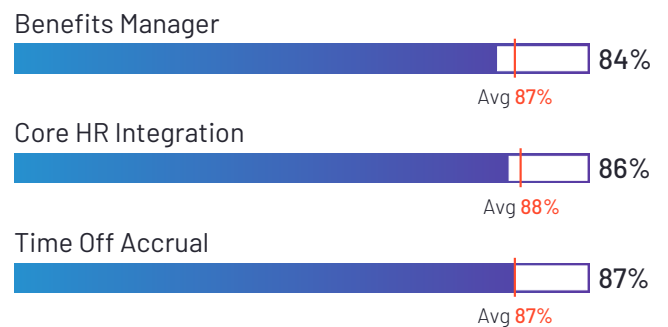
Top Industries Represented



Highest-Rated Features



Lowest-Rated Features



Ownership
Netchex



HQ Location
Covington, LA



Year Founded
2003



Employees (Listed On LinkedIn)
276



Company Website
netchexonline.com



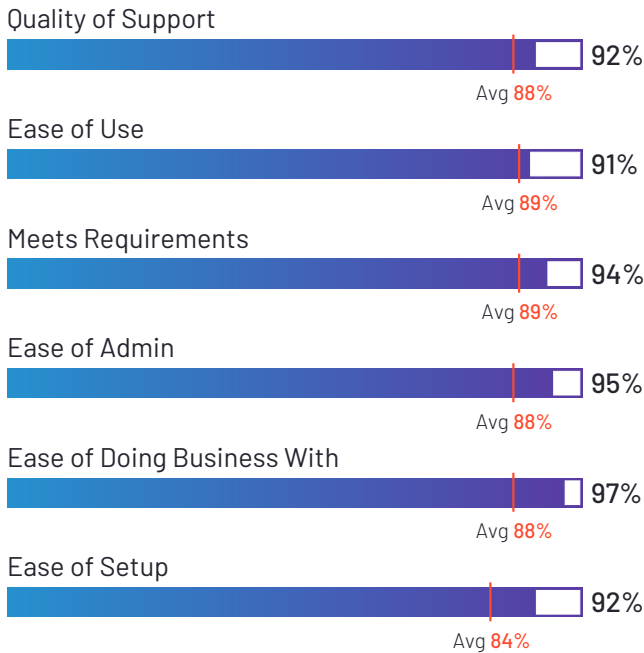
Checkwriters

4.6 ★★★★★ (94)



Checkwriters has been named a High Performer product based on having high customer Satisfaction scores and a low Market Presence compared to the rest of the category. 97% of users rated it 4 or 5 stars, 88% of users believe it is headed in the right direction, and users said they would be likely to recommend Checkwriters at a rate of 93%. Checkwriters is also in the Benefits Support, Onboarding, Applicant Tracking Systems (ATS), Benefits Administration, Time Tracking, Core HR, and Performance Management categories.

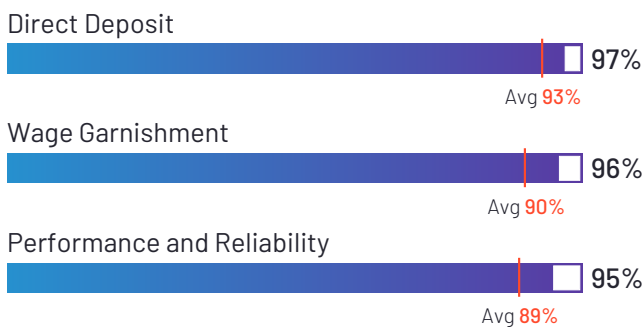
Satisfaction Ratings



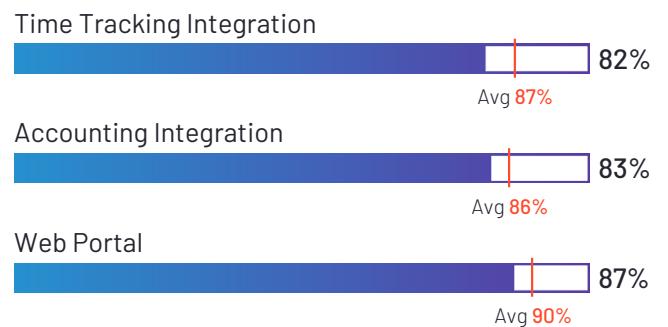
Top Industries Represented



Highest-Rated Features



Lowest-Rated Features



Ownership
Checkwriters



HQ Location
Northampton,
Massachusetts



Year Founded
1989



Employees (Listed On LinkedIn)
64



Company Website
checkwriters.com



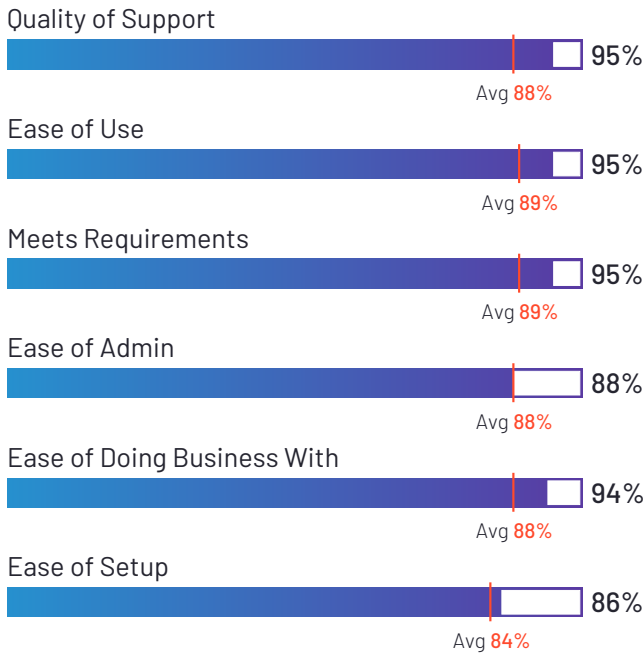
isolated by PNI•HCM

4.7 ★★★★★ (12)



isolated by PNI•HCM has been named a High Performer product based on having high customer Satisfaction scores and a low Market Presence compared to the rest of the category. 90% of users rated it 4 or 5 stars, 100% of users believe it is headed in the right direction, and users said they would be likely to recommend isolated by PNI•HCM at a rate of 93%.


Satisfaction Ratings



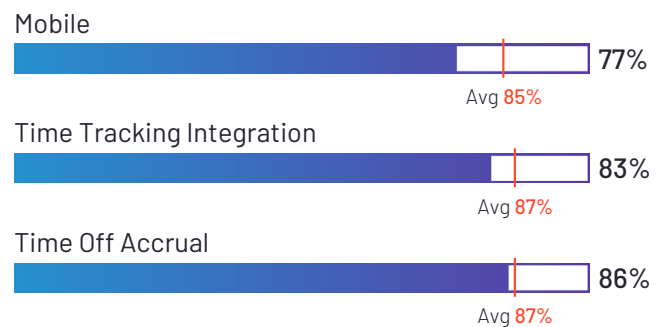
Top Industries Represented



Highest-Rated Features



Lowest-Rated Features



Ownership
Payroll Network, Inc.
(PNI)



HQ Location
Rockville, Maryland



Year Founded
1998



Employees (Listed On LinkedIn)
163



Company Website
www.pnihcm.com



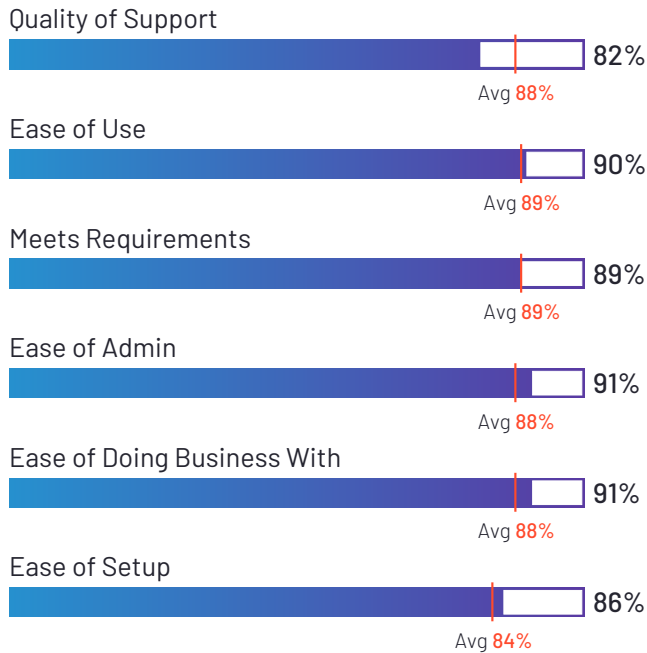
PrimePay

4.4 ★★★★★ (58)

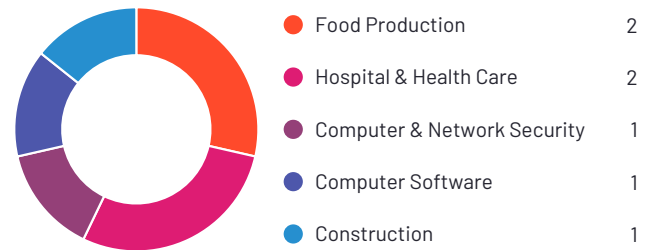


PrimePay has been named a High Performer product based on having high customer Satisfaction scores and a low Market Presence compared to the rest of the category. 80% of users rated it 4 or 5 stars, 75% of users believe it is headed in the right direction, and users said they would be likely to recommend PrimePay at a rate of 89%. PrimePay is also in the Benefits Administration, Core HR, and Time & Attendance categories.


Satisfaction Ratings



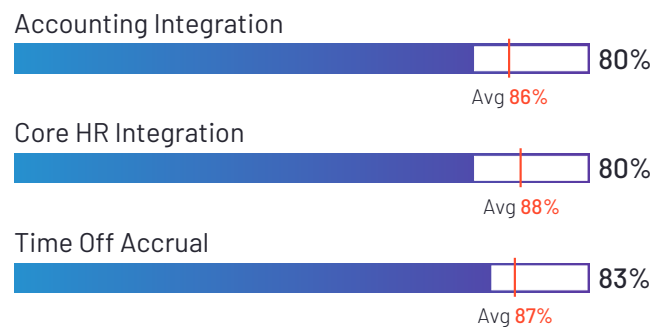
Top Industries Represented



Highest-Rated Features



Lowest-Rated Features



Ownership
PrimePay



HQ Location
West Chester, PA



Year Founded
1986



Employees (Listed On LinkedIn)
574



Company Website
primepay.com



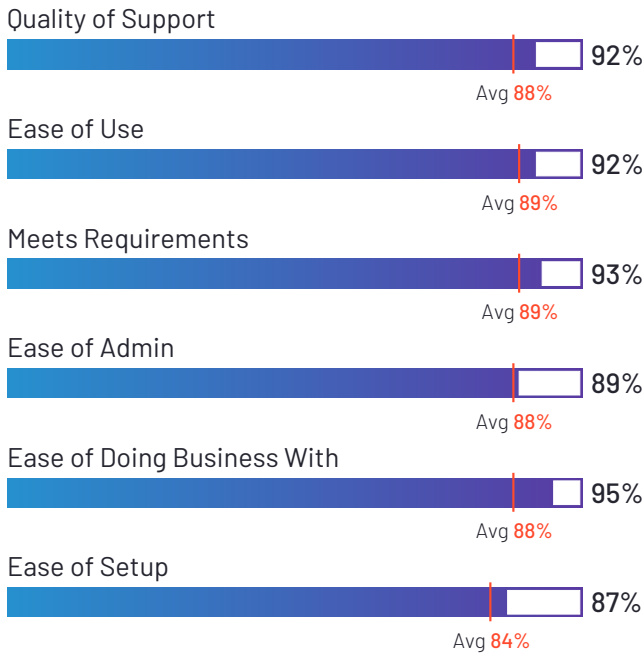
Greenshades

4.3 ★★★★★ (40)



Greenshades has been named a High Performer product based on having high customer Satisfaction scores and a low Market Presence compared to the rest of the category. 87% of users rated it 4 or 5 stars, 90% of users believe it is headed in the right direction, and users said they would be likely to recommend Greenshades at a rate of 88%. Greenshades is also in the Benefits Administration and Benefits Support categories.

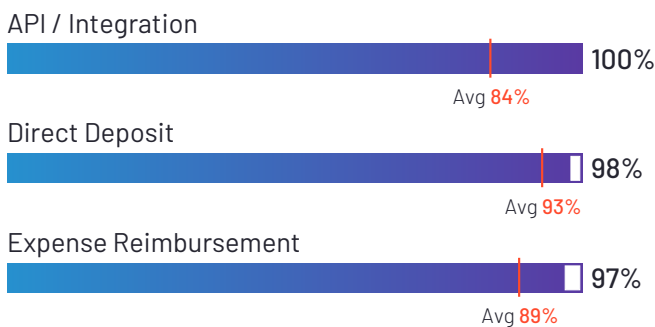
Satisfaction Ratings



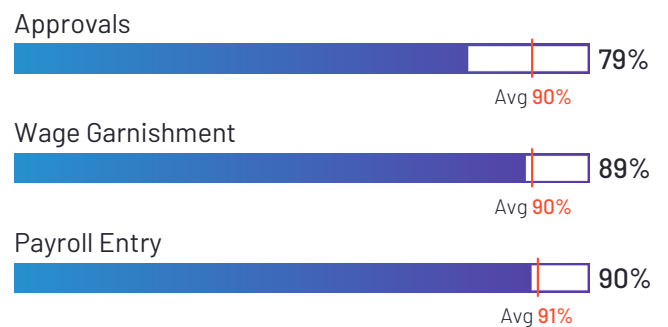
Top Industries Represented



Highest-Rated Features



Lowest-Rated Features



Ownership
Greenshades Software



HQ Location
Jacksonville, FL



Year Founded
2002



Employees (Listed On LinkedIn)
162



Company Website
go.greenshades.com



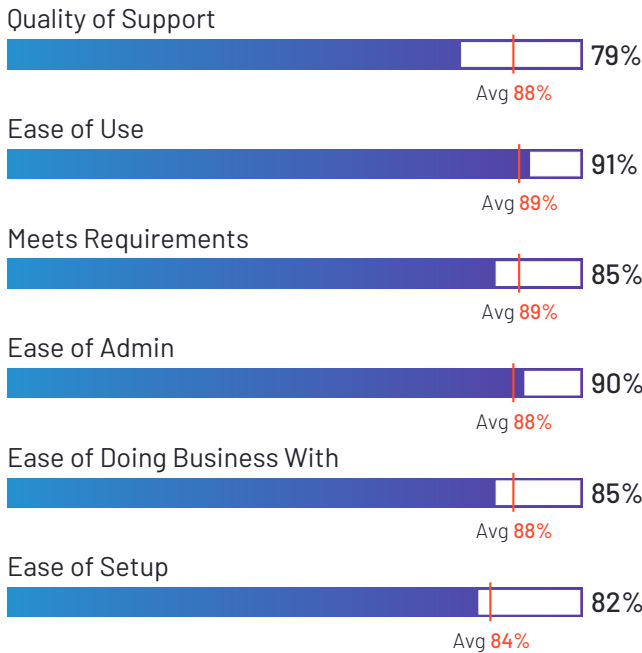
Employment Hero

4.6 ★★★★★ (123)



Employment Hero has been named a High Performer product based on having high customer Satisfaction scores and a low Market Presence compared to the rest of the category. 97% of users rated it 4 or 5 stars, 100% of users believe it is headed in the right direction, and users said they would be likely to recommend Employment Hero at a rate of 91%. Employment Hero is also in the Vaccine Tracking, Time & Attendance, Employee Recognition, HR Analytics, Onboarding, Applicant Tracking Systems (ATS), Employee Engagement, Core HR, Workforce Management, Performance Management, Corporate Learning Management Systems, Benefits Administration, Global Employment Platforms (GEP), and Employer of Record (EOR) categories.

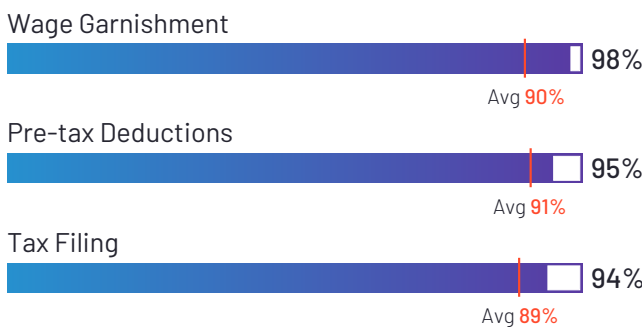
Satisfaction Ratings



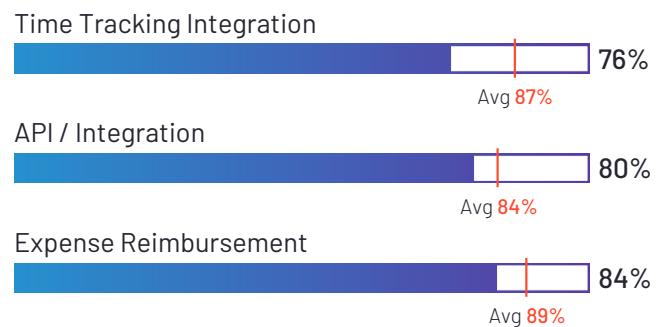
Top Industries Represented



Highest-Rated Features



Lowest-Rated Features



Ownership
Employment Hero



HQ Location
Sydney, NSW



Year Founded
2014



Employees (Listed On LinkedIn)
736



Company Website
employmenthero.com



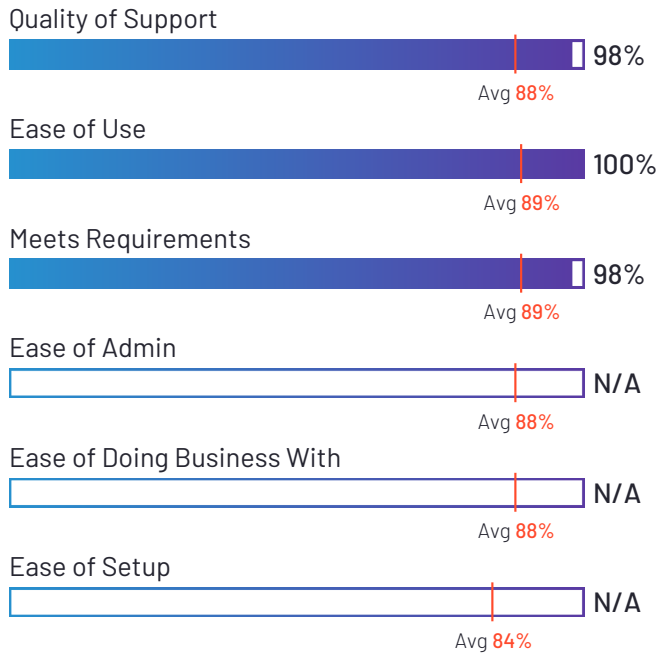
Patriot Payroll

4.8 ★★★★★ (504)



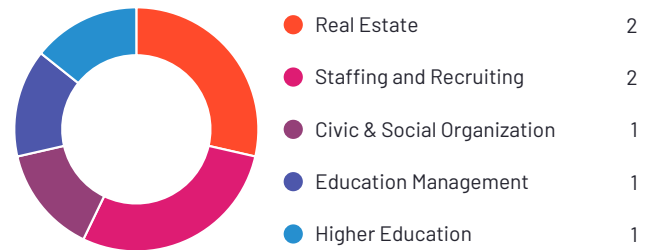
Patriot Payroll has been named a High Performer product based on having high customer Satisfaction scores and a low Market Presence compared to the rest of the category. 100% of users rated it 4 or 5 stars, 100% of users believe it is headed in the right direction, and users said they would be likely to recommend Patriot Payroll at a rate of 99%. Patriot Payroll is also in the Contractor Payments category.

Satisfaction Ratings

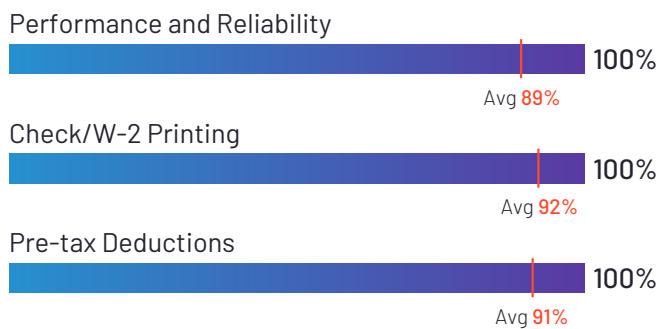


*N/A is displayed when fewer than five responses were received for the question.

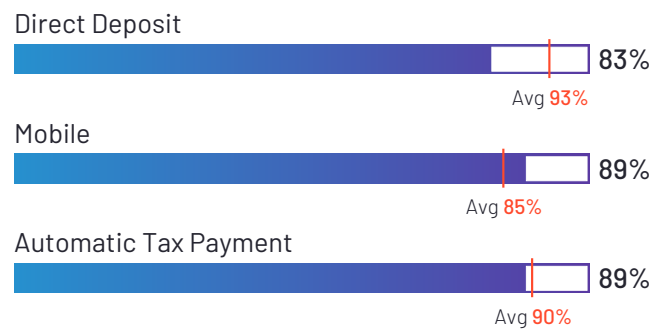
Top Industries Represented



Highest-Rated Features



Lowest-Rated Features



Ownership
Patriot Software



HQ Location
Canton, OH



Year Founded
2002



Employees (Listed
On LinkedIn)
151



Company Website
patriotsoftware.com



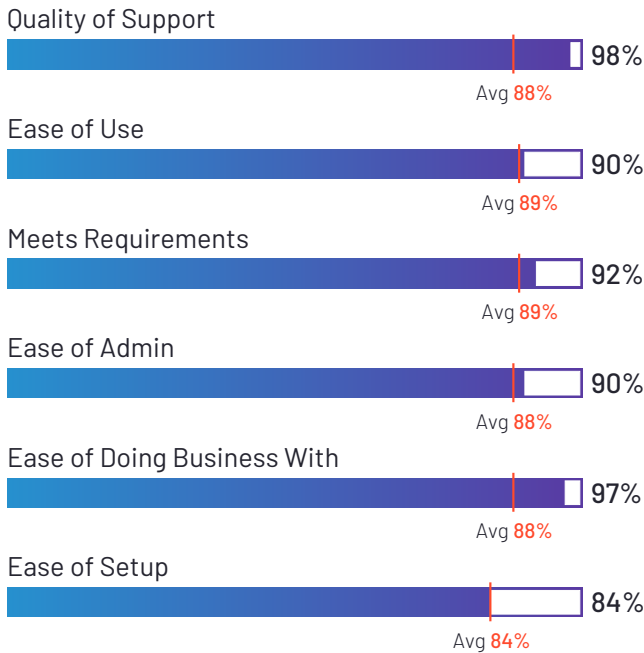
Fuse Workforce Management

4.7 ★★★★★ (51)



Fuse Workforce Management has been named a High Performer product based on having high customer Satisfaction scores and a low Market Presence compared to the rest of the category. 100% of users rated it 4 or 5 stars, 95% of users believe it is headed in the right direction, and users said they would be likely to recommend Fuse at a rate of 96%. Fuse is also in the Time Tracking, Core HR, Workforce Management, and Time & Attendance categories.

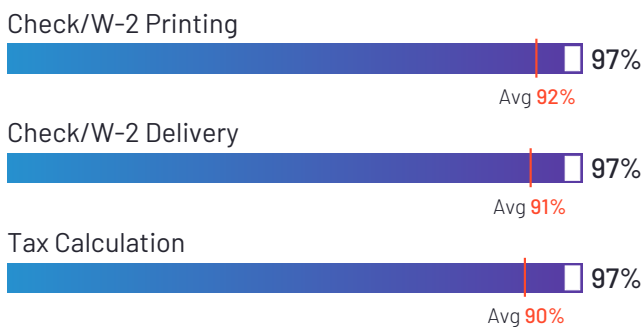
Satisfaction Ratings



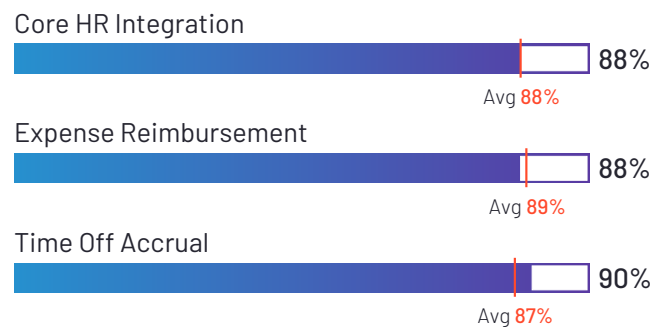
Top Industries Represented



Highest-Rated Features



Lowest-Rated Features



Ownership
Fuse Workforce Management



HQ Location
Delray Beach, FL



Year Founded
2003



Employees (Listed On LinkedIn)
10



Company Website
fuseworkforce.com



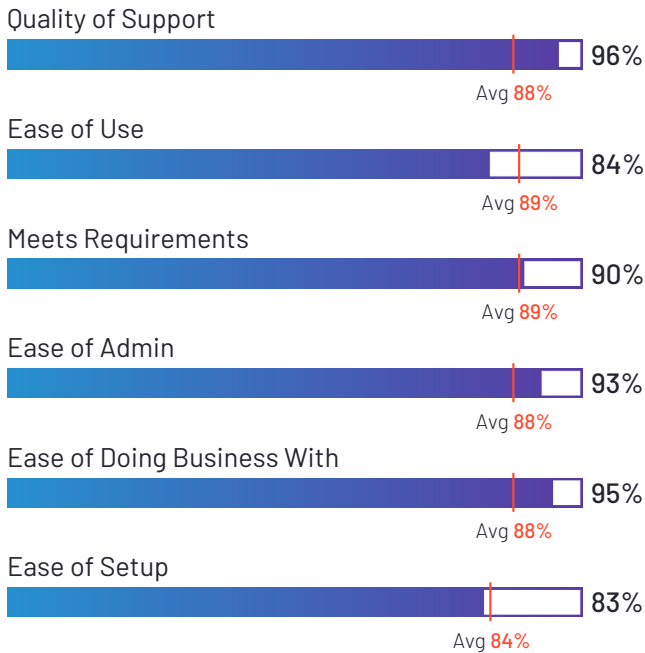
Paypro Workforce Management

4.6 ★★★★★ (38)

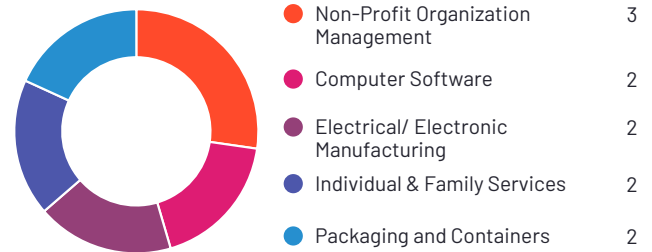


Paypro Workforce Management has been named a High Performer product based on having high customer Satisfaction scores and a low Market Presence compared to the rest of the category. 96% of users rated it 4 or 5 stars, 74% of users believe it is headed in the right direction, and users said they would be likely to recommend Paypro Workforce Management at a rate of 90%. Paypro Workforce Management is also in the Time Tracking, Core HR, Workforce Management, and Time & Attendance categories.

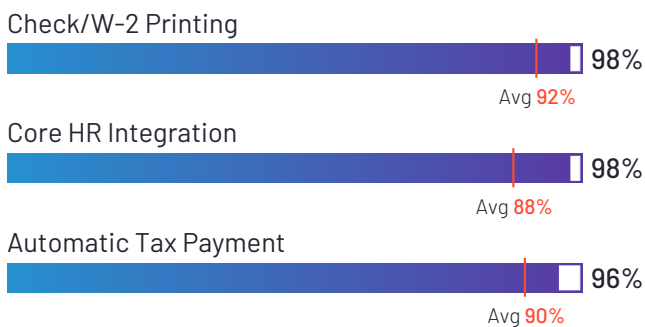
Satisfaction Ratings



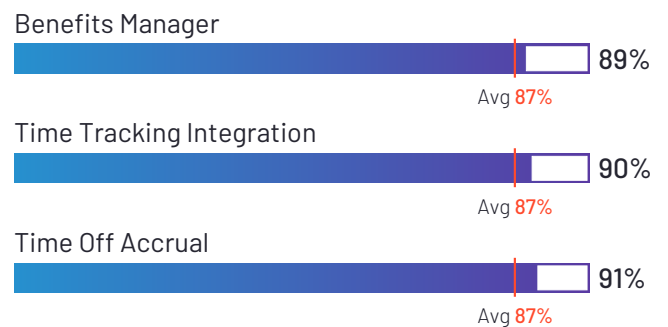
Top Industries Represented



Highest-Rated Features



Lowest-Rated Features



Ownership
Paypro Workforce Management



HQ Location
Hauppauge, New York



Year Founded
1992



Employees (Listed On LinkedIn)
50



Company Website
payprocorp.com



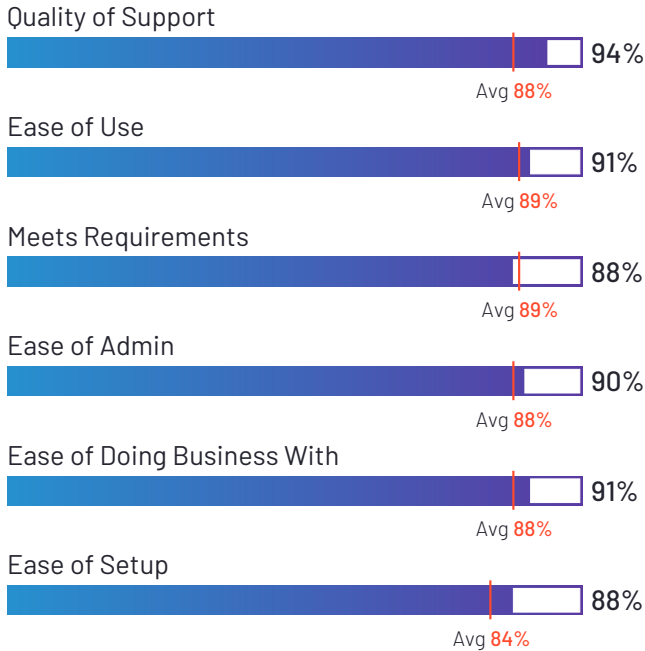
247HRM

4.4 ★★★★★ (177)




247HRM has been named a High Performer product based on having high customer Satisfaction scores and a low Market Presence compared to the rest of the category. 97% of users rated it 4 or 5 stars, 92% of users believe it is headed in the right direction, and users said they would be likely to recommend 247HRM at a rate of 89%. 247HRM is also in the Expense Management, Core HR, Performance Management, Absence Management, and Time Tracking categories.

Satisfaction Ratings



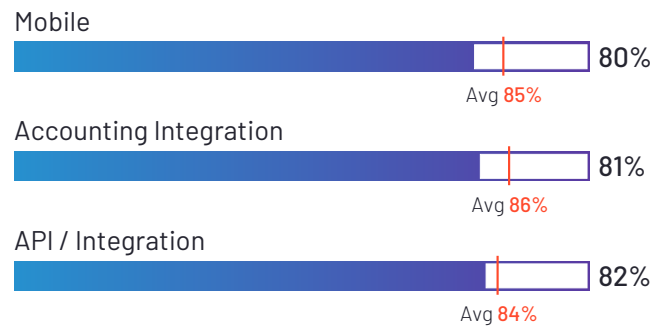
Top Industries Represented



Highest-Rated Features



Lowest-Rated Features



Ownership
247HRM



HQ Location
Hyderabad,
Telangana



Year Founded
2000



Employees (Listed
On LinkedIn)
12



Company Website
www.247hrm.com



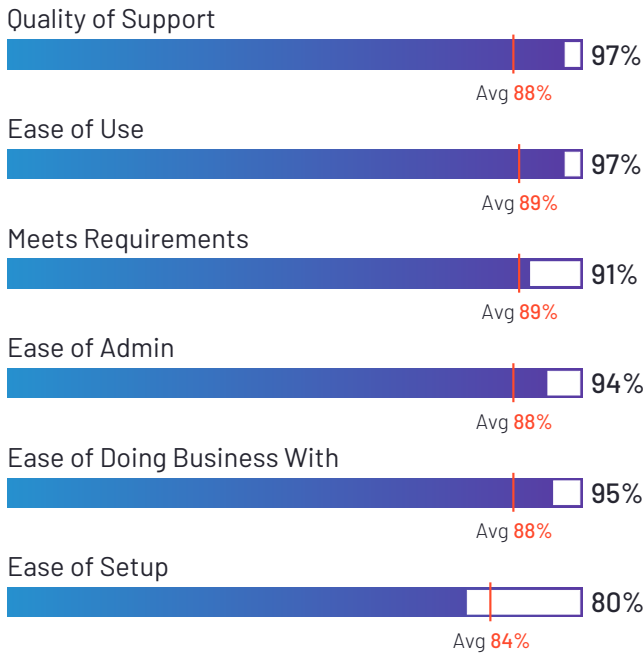
Pento

4.8 ★★★★★ (30)

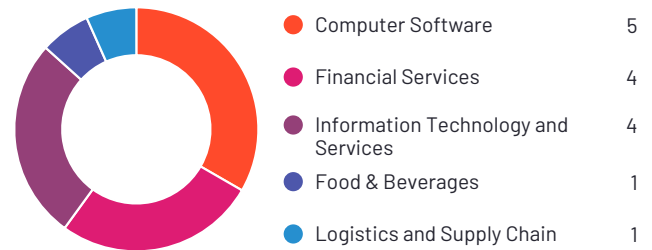


Pento has been named a High Performer product based on having high customer Satisfaction scores and a low Market Presence compared to the rest of the category. 100% of users rated it 4 or 5 stars, 100% of users believe it is headed in the right direction, and users said they would be likely to recommend Pento at a rate of 95%.

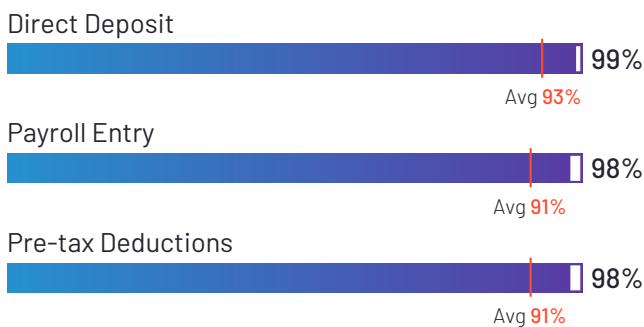
Satisfaction Ratings



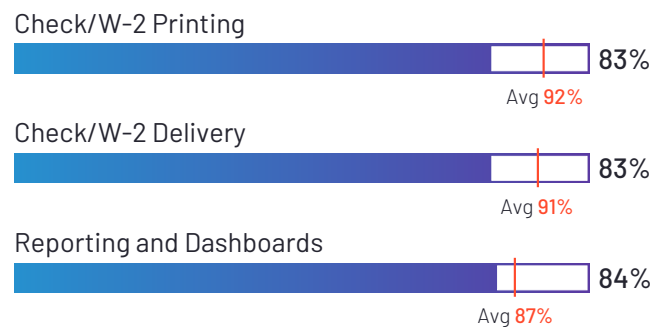
Top Industries Represented



Highest-Rated Features



Lowest-Rated Features



Ownership
Pento



Year Founded
2016



Employees (Listed On LinkedIn)
60



Company Website
www.pento.io



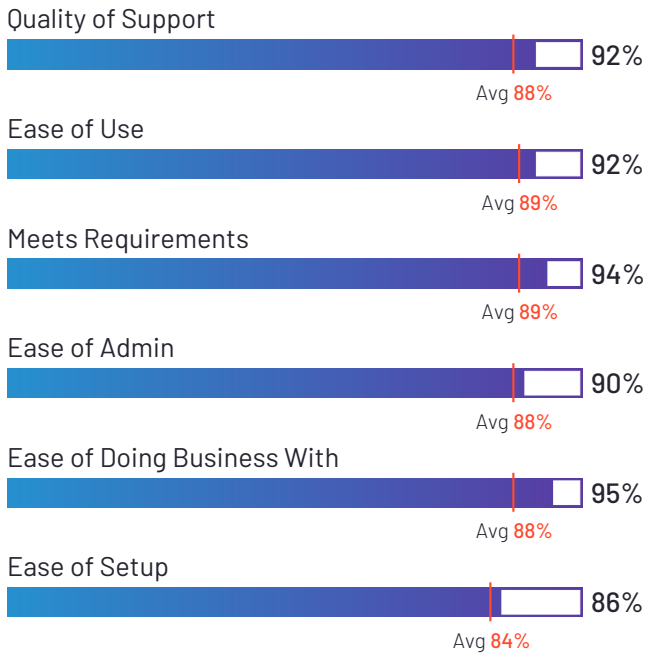
SunFish Workplaze

4.5 ★★★★★ (62)




SunFish Workplaze has been named a High Performer product based on having high customer Satisfaction scores and a low Market Presence compared to the rest of the category. 100% of users rated it 4 or 5 stars, 100% of users believe it is headed in the right direction, and users said they would be likely to recommend SunFish Workplaze at a rate of 85%. SunFish Workplaze is also in the Recruitment Platforms, Absence Management, Time & Attendance, Corporate Learning Management Systems, Core HR, Performance Management, and Human Resource Management Systems categories.

Satisfaction Ratings



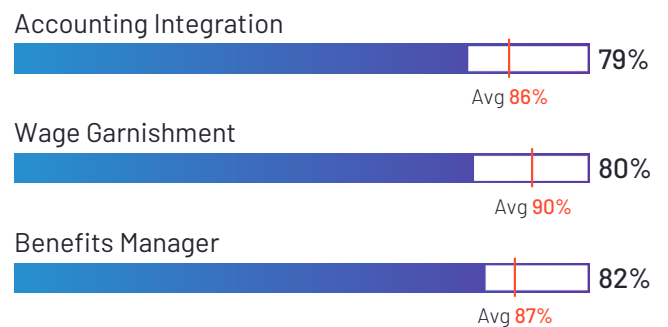
Top Industries Represented



Highest-Rated Features



Lowest-Rated Features



Ownership
Humanica



HQ Location
Bangkok, Thailand



Employees (Listed On LinkedIn)
266



Company Website
humanica.com



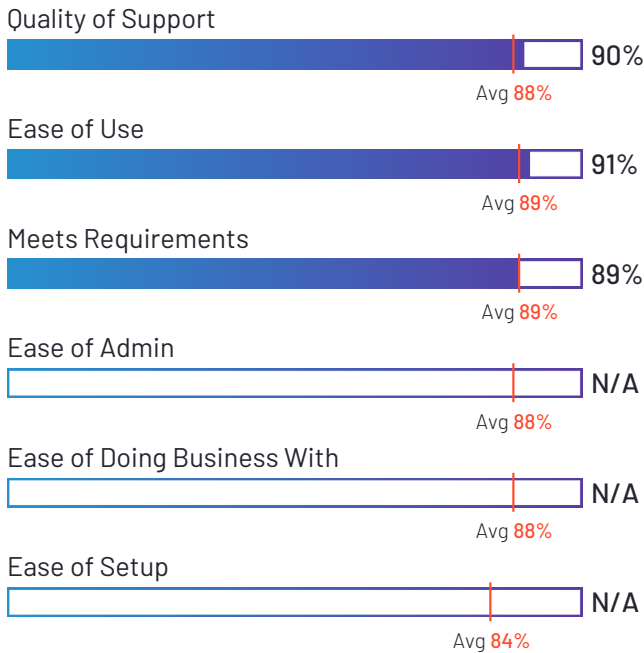
PDS Vista

4.3 ★★★★★ (22)



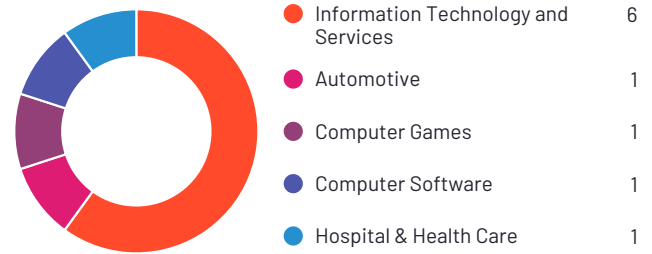
PDS Vista has been named a High Performer product based on having high customer Satisfaction scores and a low Market Presence compared to the rest of the category. 92% of users rated it 4 or 5 stars, 100% of users believe it is headed in the right direction, and users said they would be likely to recommend Vista at a rate of 88%. Vista is also in the Human Resource Management Systems, Core HR, Benefits Administration, Workforce Management, and Applicant Tracking Systems (ATS) categories.

Satisfaction Ratings

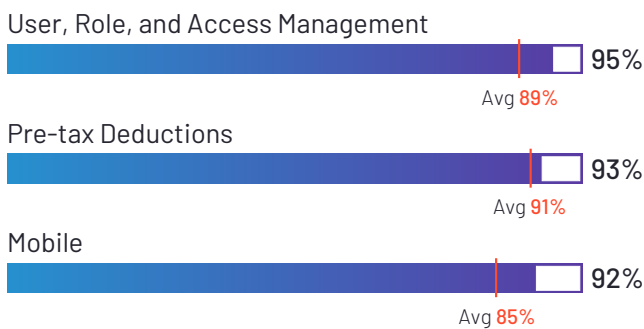


*N/A is displayed when fewer than five responses were received for the question.

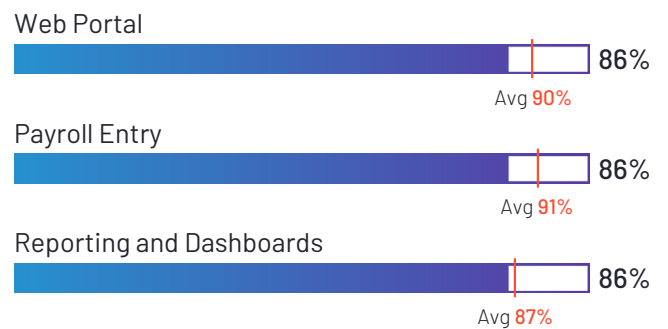
Top Industries Represented



Highest-Rated Features



Lowest-Rated Features



Ownership
Personnel Data Systems Inc.



HQ Location
Blue Bell, PA



Year Founded
1974



Employees (Listed On LinkedIn)
65



Company Website
pdssoftware.com



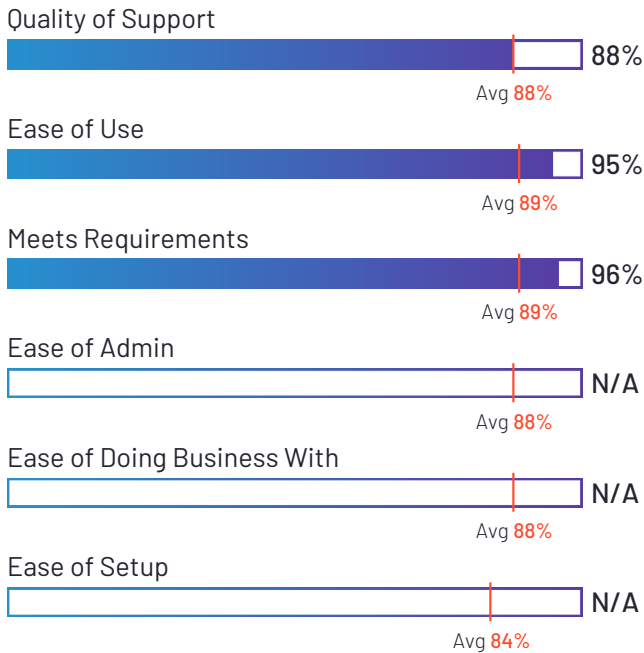
PayrollHero

4.2 ★★★★★ (25)



PayrollHero has been named a High Performer product based on having high customer Satisfaction scores and a low Market Presence compared to the rest of the category. 100% of users rated it 4 or 5 stars, 92% of users believe it is headed in the right direction, and users said they would be likely to recommend PayrollHero at a rate of 92%. PayrollHero is also in the Time Tracking and Time & Attendance categories.

Satisfaction Ratings

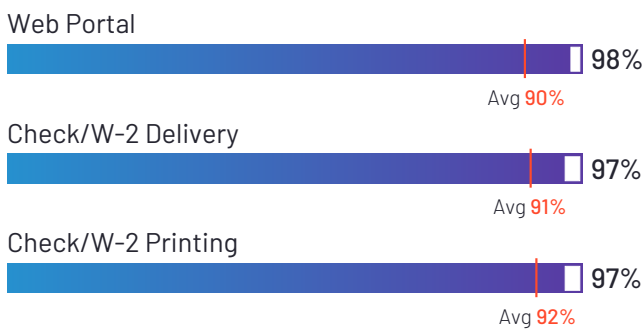


Top Industries Represented

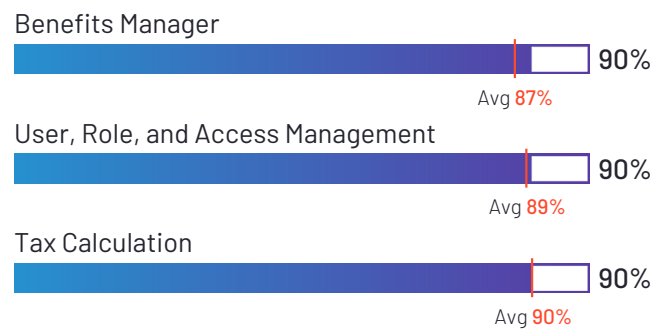


*N/A is displayed when fewer than five responses were received for the question.

Highest-Rated Features



Lowest-Rated Features



Ownership
PayrollHero.com



HQ Location
Singapore,
Singapore



Year Founded
2011



Employees (Listed On LinkedIn)
8



Company Website
payrollhero.com



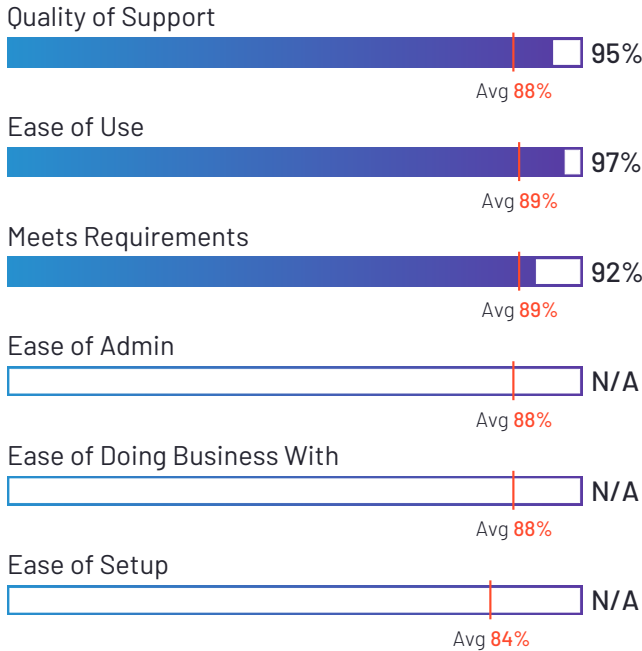
Paybooks

4.5 ★★★★★ (23)




Paybooks has been named a High Performer product based on having high customer Satisfaction scores and a low Market Presence compared to the rest of the category. 93% of users rated it 4 or 5 stars, 91% of users believe it is headed in the right direction, and users said they would be likely to recommend Paybooks at a rate of 90%.

Satisfaction Ratings

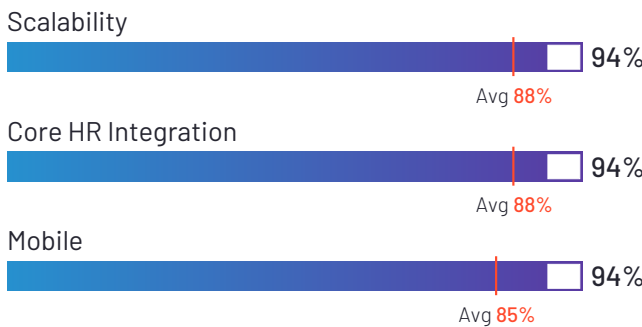


*N/A is displayed when fewer than five responses were received for the question.

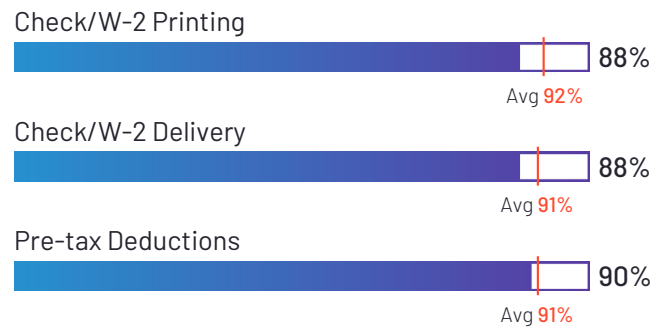
Top Industries Represented



Highest-Rated Features



Lowest-Rated Features



Ownership
Paybooks



HQ Location
Bengaluru,
Karnataka



Year Founded
2012



Employees (Listed
On LinkedIn)
82



Company Website
paybooks.in



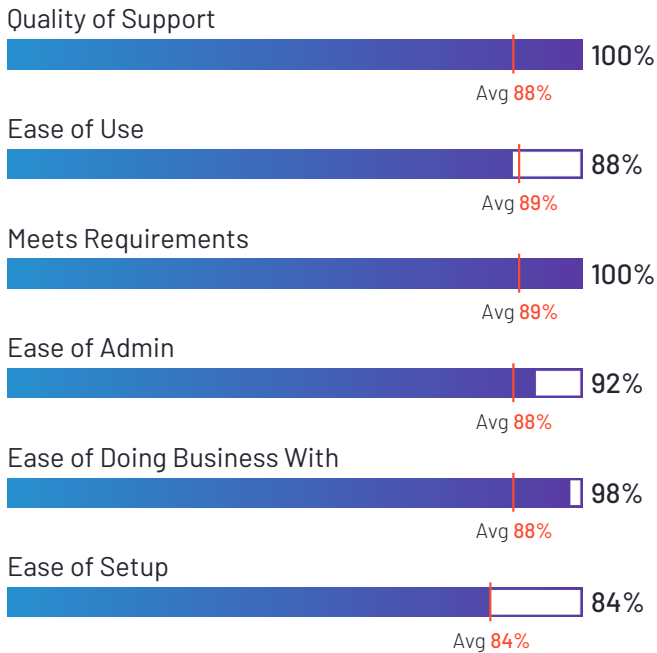
Workzoom

4.5 ★★★★★ (26)




Workzoom has been named a High Performer product based on having high customer Satisfaction scores and a low Market Presence compared to the rest of the category. 100% of users rated it 4 or 5 stars, 100% of users believe it is headed in the right direction, and users said they would be likely to recommend Workzoom at a rate of 97%. Workzoom is also in the Benefits Support, Candidate Relationship Management, Time & Attendance, Recruiting Automation, Employee Scheduling, Onboarding, Benefits Administration, Corporate Learning Management Systems, Time Tracking, Core HR, Workforce Management, Performance Management, and Human Resource Management Systems categories.

Satisfaction Ratings



Top Industries Represented



Ownership
Workzoom



HQ Location
Toronto, Ontario



Year Founded
2000



Employees (Listed On LinkedIn)
18



Company Website
workzoom.com

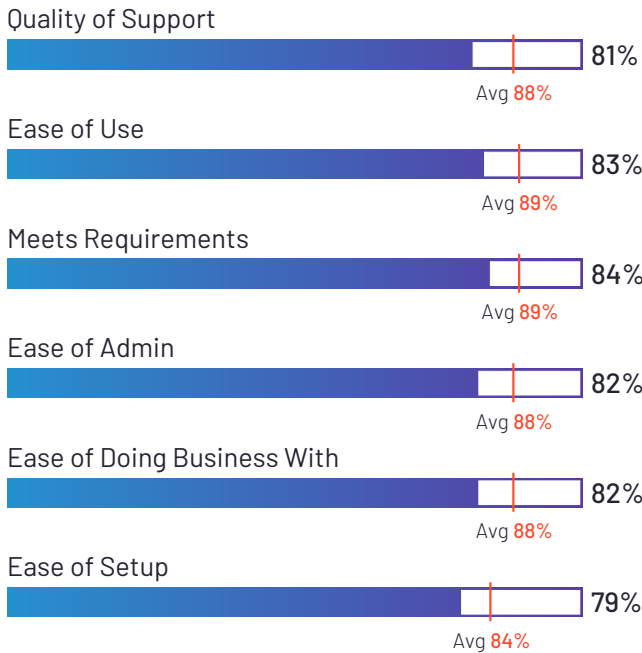


Paychex Flex

4.2 ★★★★★ (1,466)

Paychex Flex has been named a Contender product based on having a relatively low customer Satisfaction score and large Market Presence compared to the rest of the category. While they may have positive reviews, they do not have enough reviews to validate those ratings. 79% of users rated it 4 or 5 stars, 72% of users believe it is headed in the right direction, and users said they would be likely to recommend Paychex Flex at a rate of 77%. Paychex Flex is also in the PEO Providers, HR Analytics, Onboarding, Applicant Tracking Systems (ATS), Benefits Administration, Corporate Learning Management Systems, Time Tracking, Expense Management, Core HR, Workforce Management, Performance Management, Human Resource Management Systems, Candidate Relationship Management, Background Check, and Time & Attendance categories.

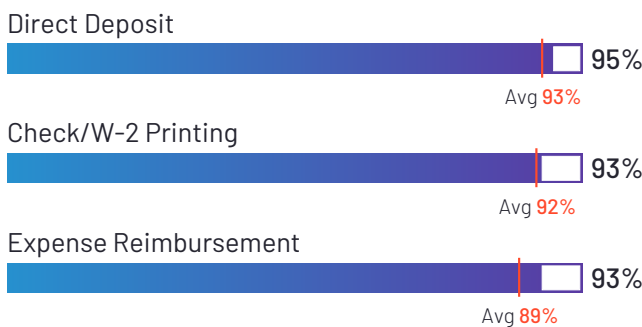
Satisfaction Ratings



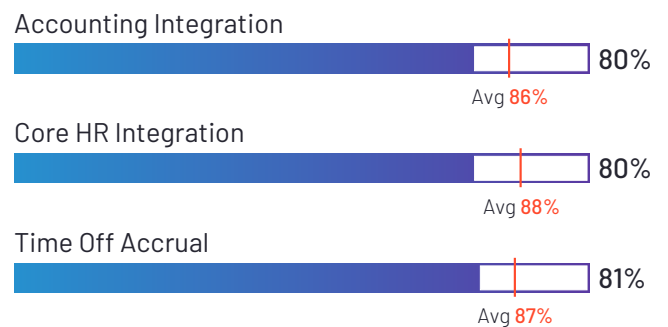
Top Industries Represented



Highest-Rated Features



Lowest-Rated Features



Ownership
Paychex Inc



HQ Location
Rochester, NY



Year Founded
1971



Employees (Listed On LinkedIn)
16,696



Company Website
paychex.com

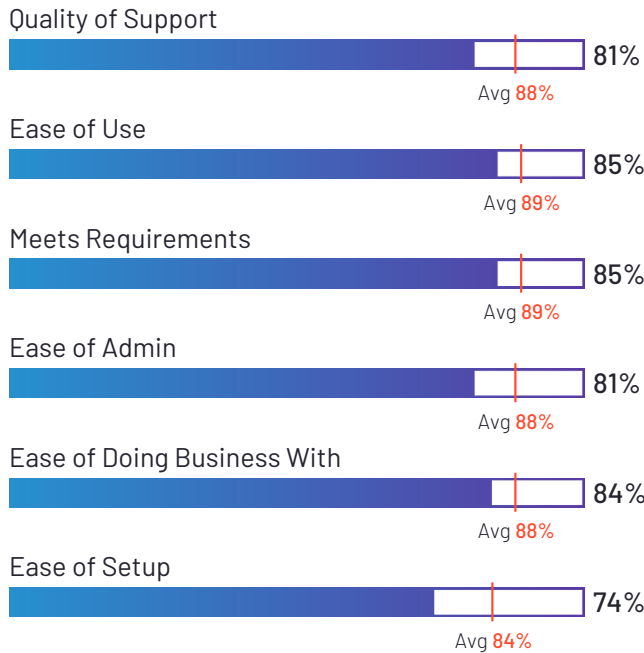


UKG Pro

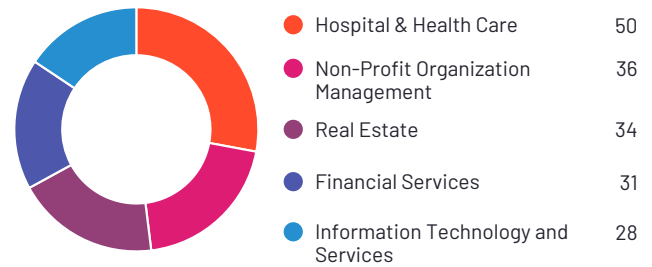
4.2 ★★★★★ (1,449)

UKG Pro has been named a Contender product based on having a relatively low customer Satisfaction score and large Market Presence compared to the rest of the category. While they may have positive reviews, they do not have enough reviews to validate those ratings. 87% of users rated it 4 or 5 stars, 86% of users believe it is headed in the right direction, and users said they would be likely to recommend UKG Pro at a rate of 84%. UKG Pro is also in the Succession Planning, Corporate Learning Management Systems, Onboarding, Applicant Tracking Systems (ATS), Compensation Management, Time Tracking, Core HR, Workforce Management, Performance Management, Human Resource Management Systems, and Healthcare HR categories.

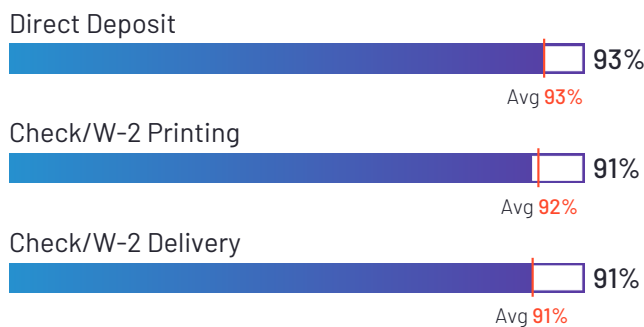
Satisfaction Ratings



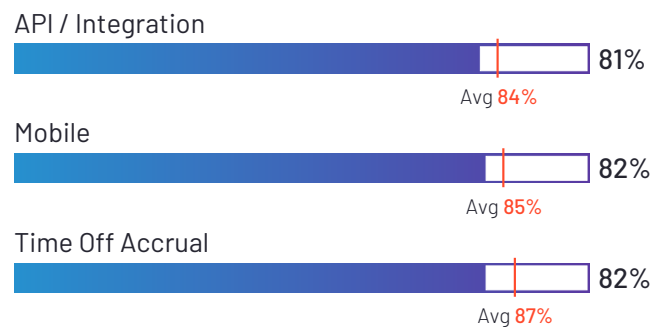
Top Industries Represented



Highest-Rated Features



Lowest-Rated Features



Ownership
UKG



HQ Location
Weston, FL



Year Founded
1977



Employees (Listed On LinkedIn)
13,616



Company Website
www.ukg.com

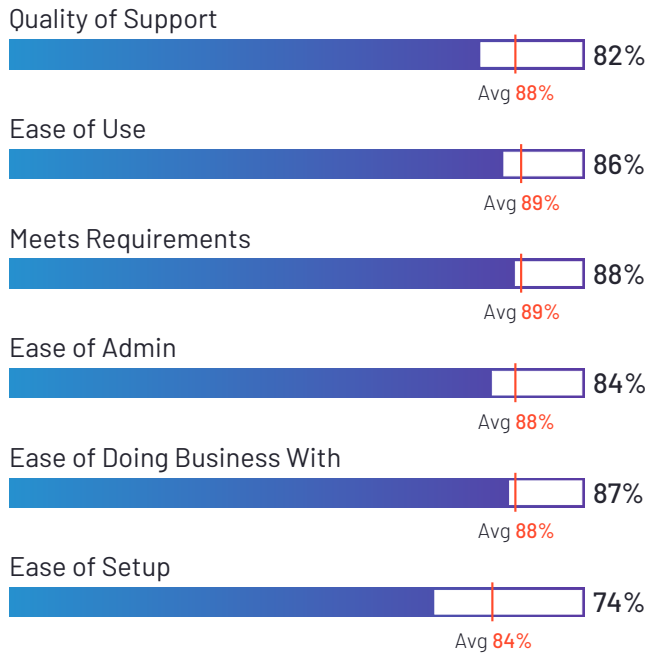


Ceridian Dayforce

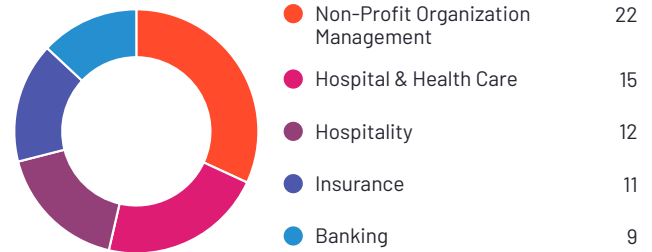
4.2 ★★★★★ (663)

Ceridian Dayforce has been named a Contender product based on having a relatively low customer Satisfaction score and large Market Presence compared to the rest of the category. While they may have positive reviews, they do not have enough reviews to validate those ratings. 90% of users rated it 4 or 5 stars, 86% of users believe it is headed in the right direction, and users said they would be likely to recommend Ceridian Dayforce at a rate of 84%. Ceridian Dayforce is also in the Time & Attendance, Training Management Systems, Employee Scheduling, Onboarding, Benefits Administration, Time Tracking, Core HR, Workforce Management, Human Resource Management Systems, Performance Management, Employee Engagement, Compensation Management, HR Compliance, Applicant Tracking Systems (ATS), Multi-Country Payroll, and Talent Intelligence categories.

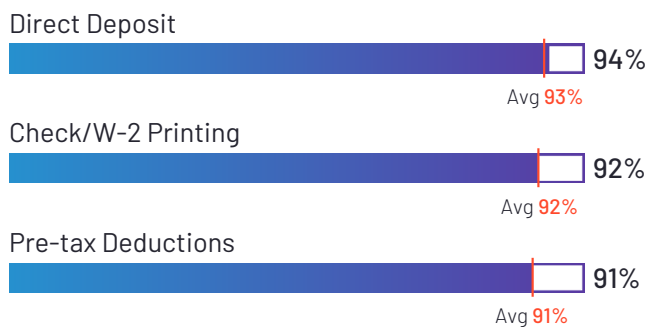
Satisfaction Ratings



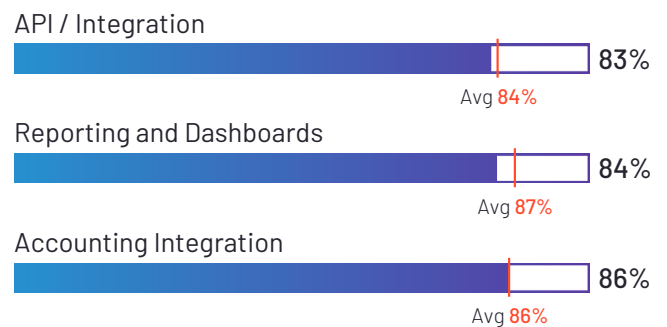
Top Industries Represented



Highest-Rated Features



Lowest-Rated Features



Ownership
Ceridian



HQ Location
Minneapolis, MN



Year Founded
2012



Employees (Listed On LinkedIn)
8,819



Company Website
ceridian.com

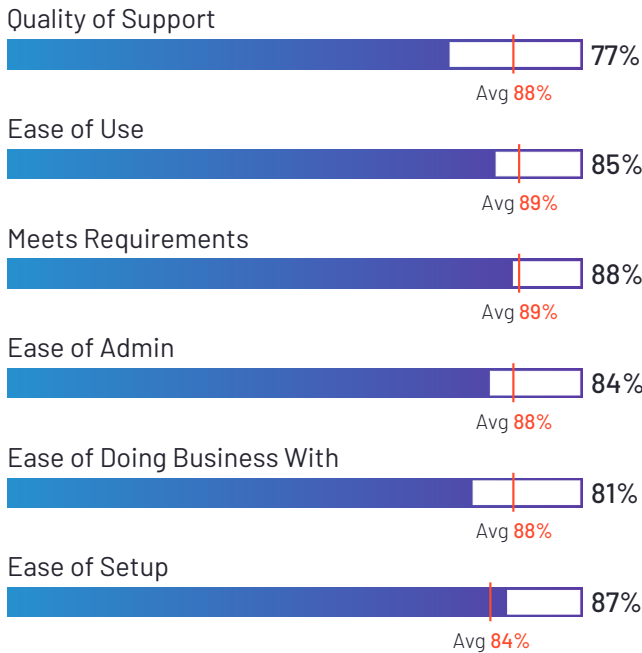


ADP Vantage HCM

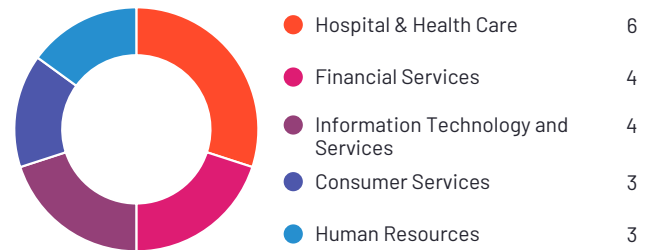
3.9 ★★★★★ (241)

ADP Vantage HCM has been named a Contender product based on having a relatively low customer Satisfaction score and large Market Presence compared to the rest of the category. While they may have positive reviews, they do not have enough reviews to validate those ratings. 85% of users believe it is headed in the right direction, and users said they would be likely to recommend Vantage HCM at a rate of 78%. Vantage HCM is also in the HR Service Delivery, Multi-Country Payroll, Time & Attendance, Core HR, Workforce Management, Benefits Administration, and Absence Management categories.

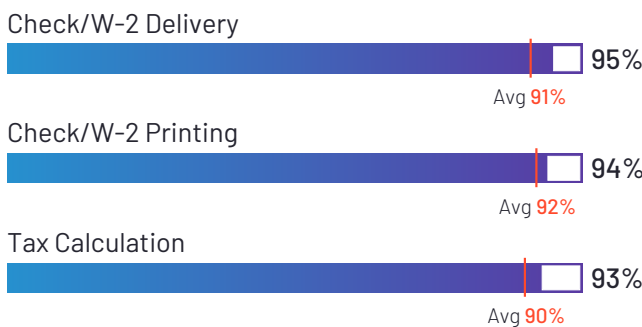
Satisfaction Ratings



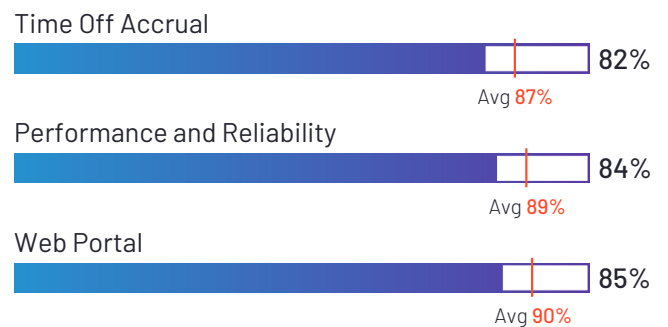
Top Industries Represented



Highest-Rated Features



Lowest-Rated Features



Ownership
ADP



HQ Location
Roseland, New Jersey



Year Founded
1949



Employees (Listed On LinkedIn)
87,336



Company Website
adp.com

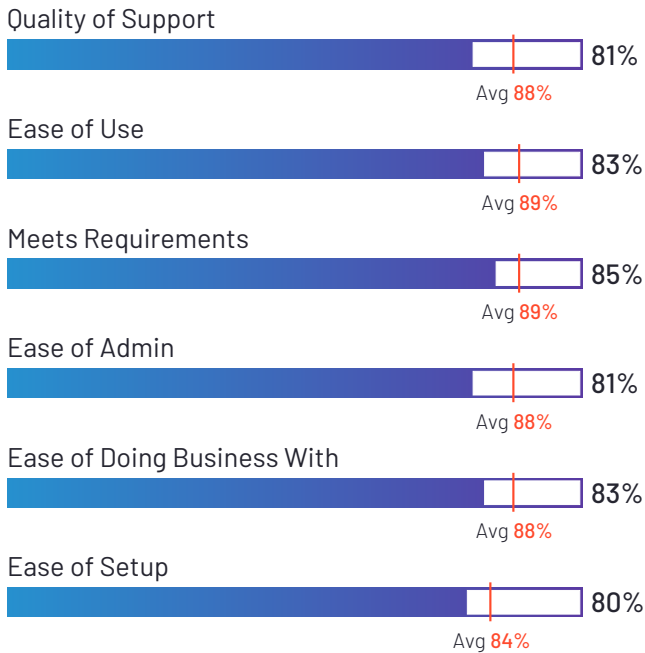


TriNet

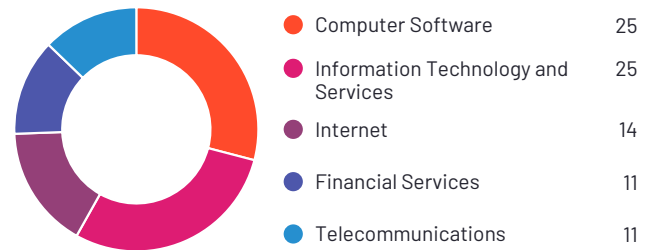
4.0 ★★★★★ (576)

TriNet has been named a Contender product based on having a relatively low customer Satisfaction score and large Market Presence compared to the rest of the category. While they may have positive reviews, they do not have enough reviews to validate those ratings. 80% of users rated it 4 or 5 stars, 75% of users believe it is headed in the right direction, and users said they would be likely to recommend TriNet at a rate of 75%. TriNet is also in the Employer of Record (EOR), Global Employment Platforms (GEP), PEO Providers, Time Tracking, Core HR, Performance Management, and Expense Management categories.

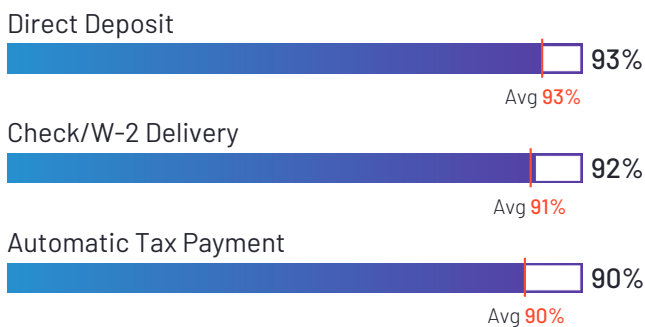
Satisfaction Ratings



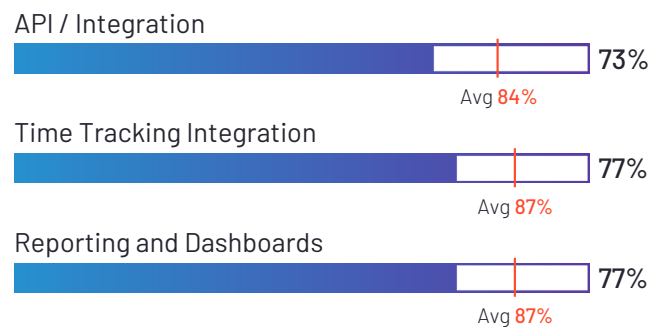
Top Industries Represented



Highest-Rated Features



Lowest-Rated Features



Ownership
TriNet



HQ Location
Dublin, CA



Year Founded
1988



Employees (Listed On LinkedIn)
3,887



Company Website
www.trinet.com

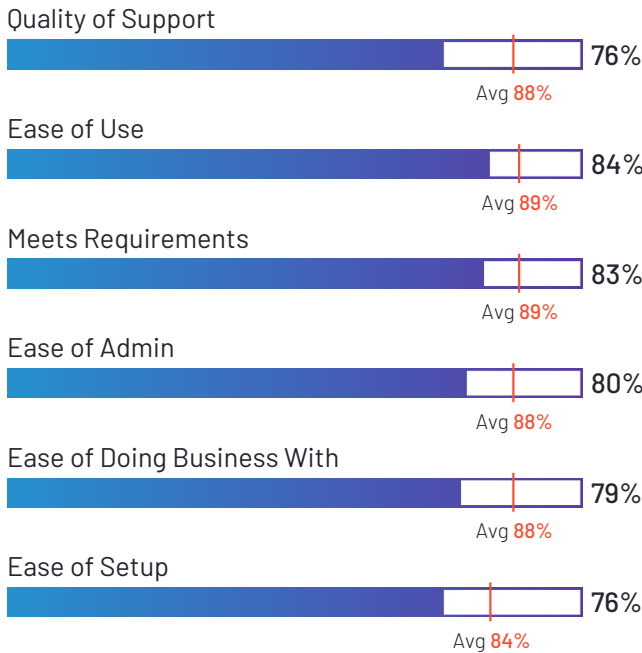


Paycor


4.0 ★★★★★ (679)

Paycor has been named a Contender product based on having a relatively low customer Satisfaction score and large Market Presence compared to the rest of the category. While they may have positive reviews, they do not have enough reviews to validate those ratings. 81% of users rated it 4 or 5 stars, 79% of users believe it is headed in the right direction, and users said they would be likely to recommend Paycor at a rate of 78%. Paycor is also in the Healthcare HR, Time & Attendance, Onboarding, Recruitment Marketing, Applicant Tracking Systems (ATS), Benefits Administration, Corporate Learning Management Systems, Core HR, Workforce Management, Compensation Management, Performance Management, Employee Engagement, and Recruitment Platforms categories.

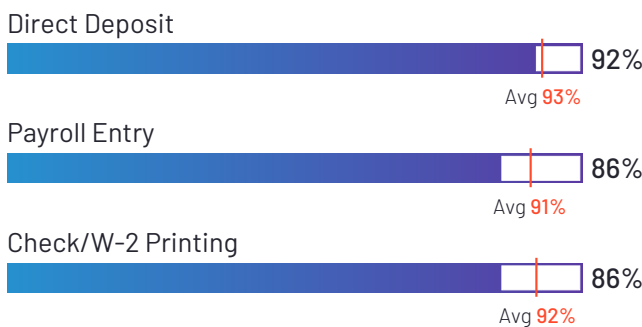
Satisfaction Ratings



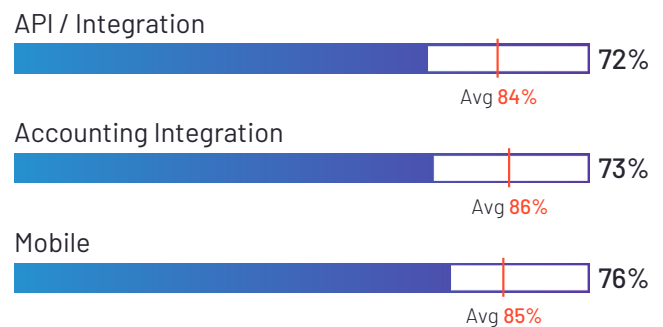
Top Industries Represented



Highest-Rated Features



Lowest-Rated Features



Ownership
Paycor



HQ Location
Cincinnati, OH



Year Founded
1990



Employees (Listed On LinkedIn)
2,721



Company Website
www.paycor.com

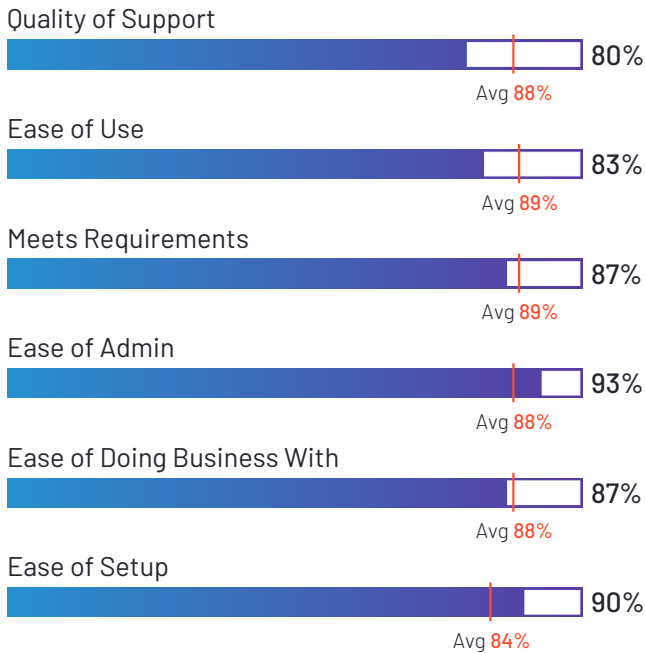
Oracle PeopleSoft



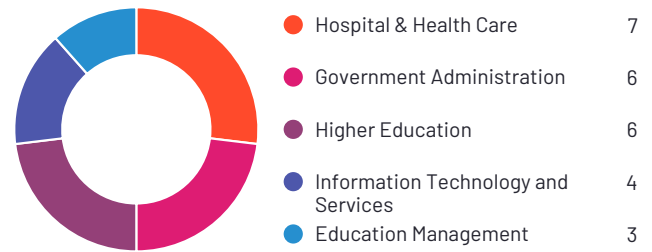
3.7 ★★★★★ (663)

Oracle PeopleSoft has been named a Contender product based on having a relatively low customer Satisfaction score and large Market Presence compared to the rest of the category. While they may have positive reviews, they do not have enough reviews to validate those ratings. 78% of users rated it 4 or 5 stars, 75% of users believe it is headed in the right direction, and users said they would be likely to recommend Oracle PeopleSoft at a rate of 80%. Oracle PeopleSoft is also in the Applicant Tracking Systems (ATS), ERP Systems, Benefits Administration, Corporate Learning Management Systems, Core HR, Workforce Management, Accounting, Performance Management, Human Resource Management Systems, and Multi-Country Payroll categories.

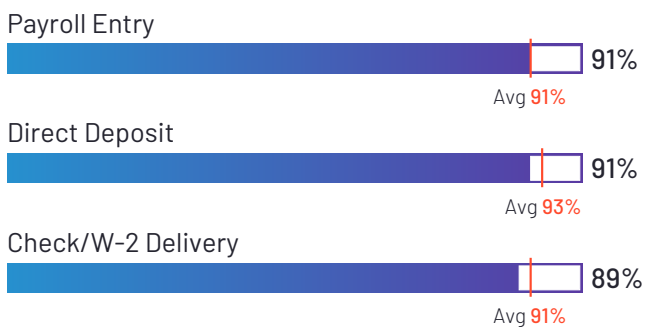
Satisfaction Ratings



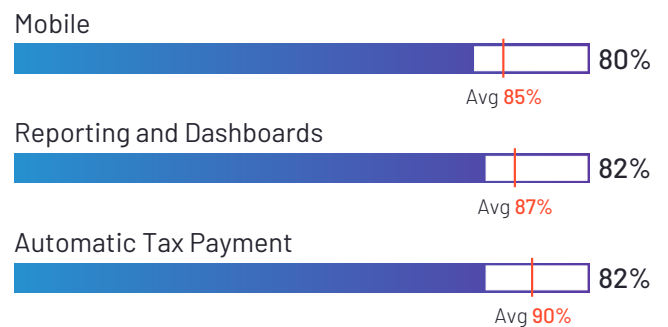
Top Industries Represented



Highest-Rated Features



Lowest-Rated Features



Ownership
Oracle



HQ Location
Austin, TX



Year Founded
1977



Employees (Listed On LinkedIn)
200,827



Company Website
www.oracle.com

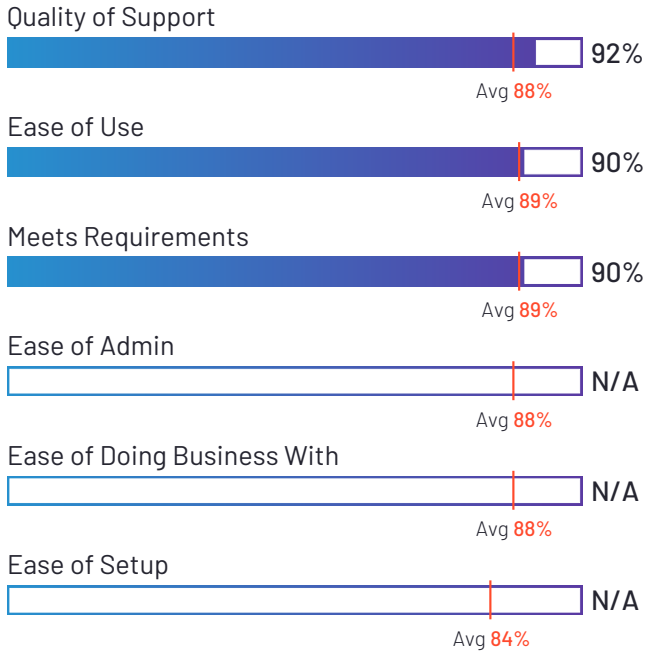
SAP SuccessFactors Employee Central Payroll



4.3 ★★★★★ (107)

SAP SuccessFactors Employee Central Payroll has been named a Contender product based on having a relatively low customer Satisfaction score and large Market Presence compared to the rest of the category. While they may have positive reviews, they do not have enough reviews to validate those ratings. 95% of users rated it 4 or 5 stars, 94% of users believe it is headed in the right direction, and users said they would be likely to recommend SAP SuccessFactors Employee Central Payroll at a rate of 89%. SAP SuccessFactors Employee Central Payroll is also in the Core HR category.

Satisfaction Ratings




Top Industries Represented

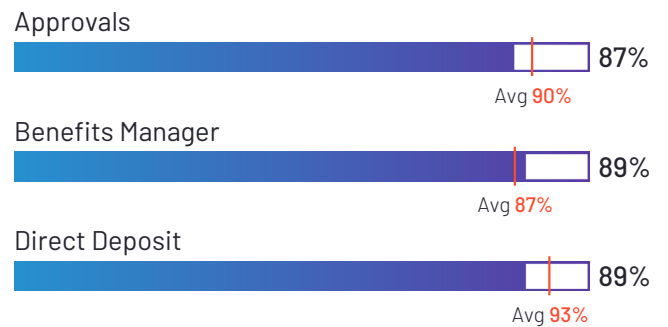


*N/A is displayed when fewer than five responses were received for the question.

Highest-Rated Features



Lowest-Rated Features



Ownership
SAP



HQ Location
Walldorf



Year Founded
1972



Employees (Listed On LinkedIn)
111,136



Company Website
www.sap.com

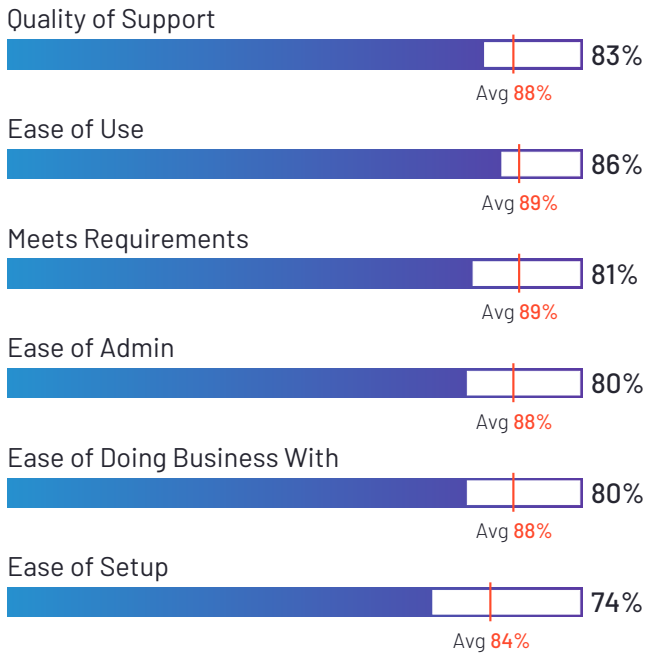


RUN Powered by ADP

4.5 ★★★★★ (1,188)

RUN Powered by ADP has been named a Contender product based on having a relatively low customer Satisfaction score and large Market Presence compared to the rest of the category. While they may have positive reviews, they do not have enough reviews to validate those ratings. 76% of users rated it 4 or 5 stars, 73% of users believe it is headed in the right direction, and users said they would be likely to recommend RUN Powered by ADP at a rate of 79%. RUN Powered by ADP is also in the Core HR, Onboarding, Background Check, HR Service Delivery, Harassment Prevention Training, Job Description Management, Employee Engagement, and Time & Attendance categories.

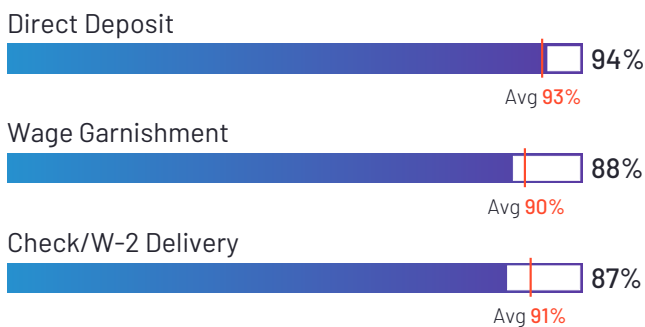
Satisfaction Ratings



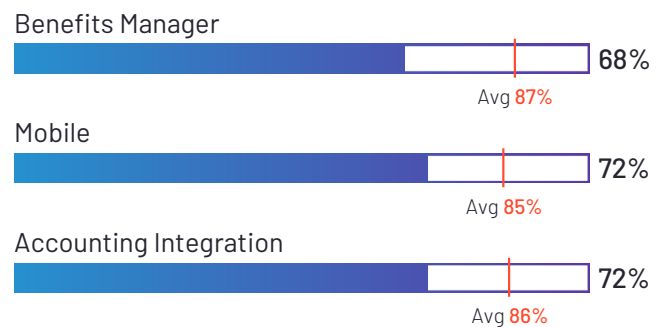
Top Industries Represented



Highest-Rated Features



Lowest-Rated Features



Ownership
ADP



HQ Location
Roseland, New Jersey



Year Founded
1949



Employees (Listed On LinkedIn)
87,336



Company Website
adp.com

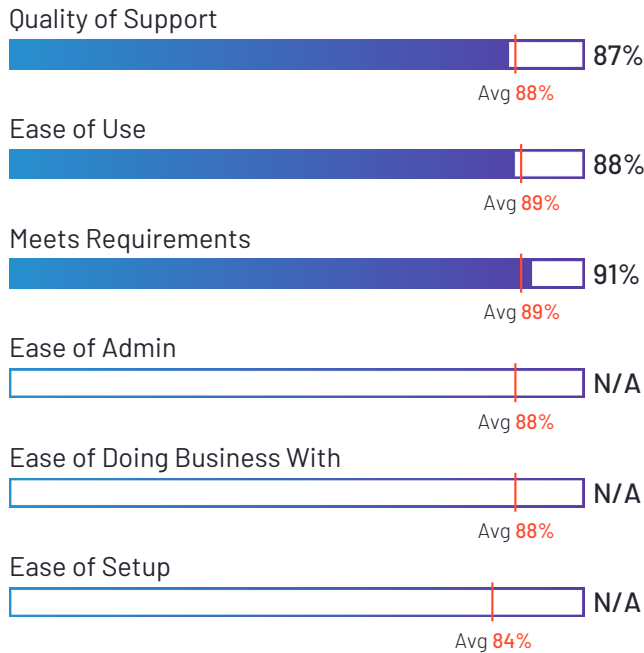


QuickBooks Payroll

3.8 ★★★★★ (61)

QuickBooks Payroll has been named a Contender product based on having a relatively low customer Satisfaction score and large Market Presence compared to the rest of the category. While they may have positive reviews, they do not have enough reviews to validate those ratings. 85% of users rated it 4 or 5 stars, 100% of users believe it is headed in the right direction, and users said they would be likely to recommend QuickBooks Payroll at a rate of 88%.

Satisfaction Ratings

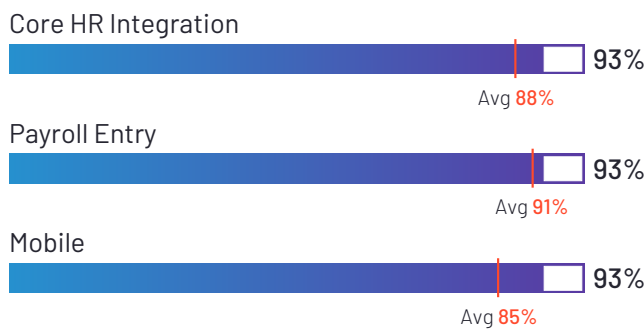


Top Industries Represented

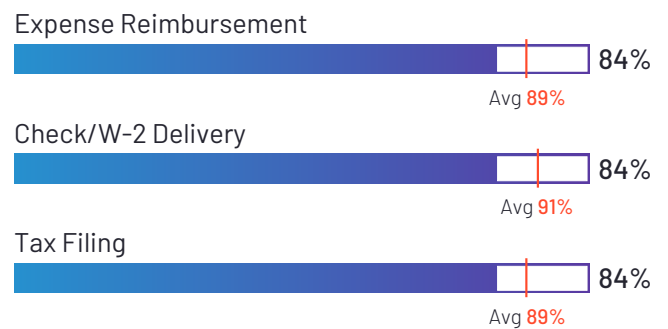


*N/A is displayed when fewer than five responses were received for the question.

Highest-Rated Features



Lowest-Rated Features



Ownership
Intuit



HQ Location
Mountain View,
California



Year Founded
1983



Employees (Listed On LinkedIn)
15,847



Company Website
www.intuit.com

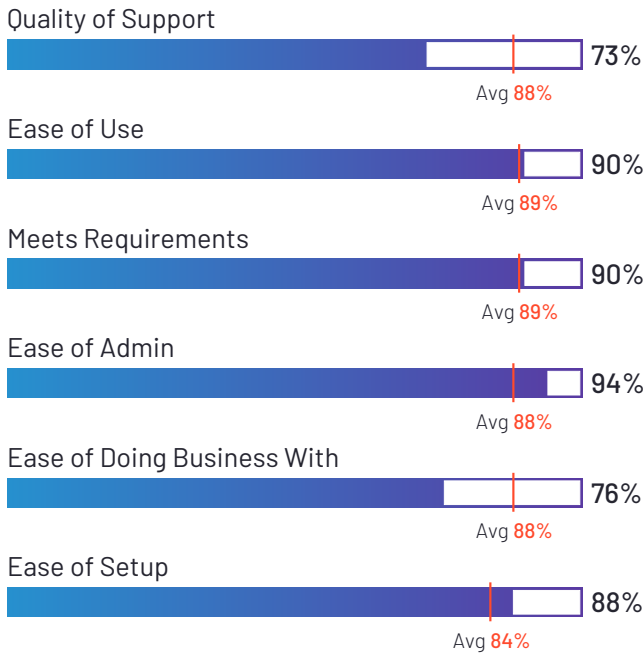


Sage HRMS

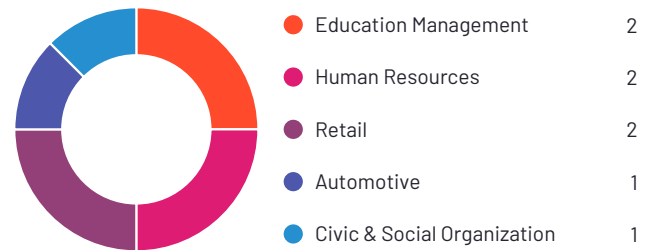
3.4 ★★★★★ (31)

Sage HRMS has been named a Contender product based on having a relatively low customer Satisfaction score and large Market Presence compared to the rest of the category. While they may have positive reviews, they do not have enough reviews to validate those ratings. 62% of users rated it 4 or 5 stars, 58% of users believe it is headed in the right direction, and users said they would be likely to recommend Sage HRMS at a rate of 74%. Sage HRMS is also in the Benefits Administration, Workforce Management, Core HR, and Applicant Tracking Systems (ATS) categories.


Satisfaction Ratings



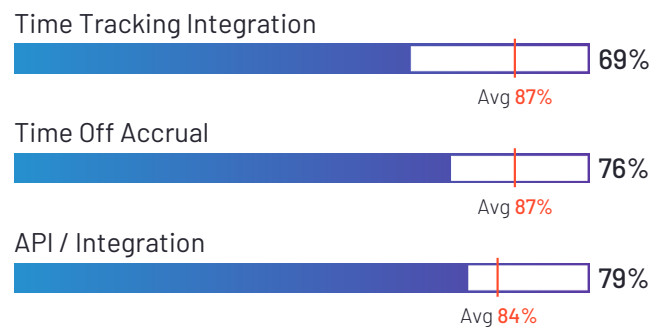
Top Industries Represented



Highest-Rated Features



Lowest-Rated Features



Ownership
Sage Software



HQ Location
Newcastle




Year Founded
1981



Employees (Listed On LinkedIn)
14,286



Company Website
www.sage.com

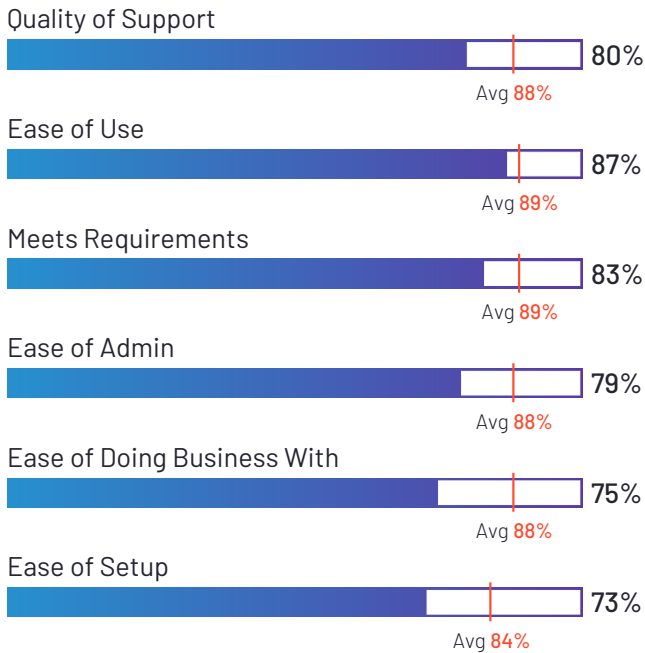


Namely

4.0 ★★★★★ (305)

Namely has been named a Contender product based on having a relatively low customer Satisfaction score and large Market Presence compared to the rest of the category. While they may have positive reviews, they do not have enough reviews to validate those ratings. 81% of users rated it 4 or 5 stars, 74% of users believe it is headed in the right direction, and users said they would be likely to recommend Namely at a rate of 78%. Namely is also in the Onboarding, Benefits Administration, Time Tracking, Core HR, Workforce Management, Performance Management, Human Resource Management Systems, and Time & Attendance categories.

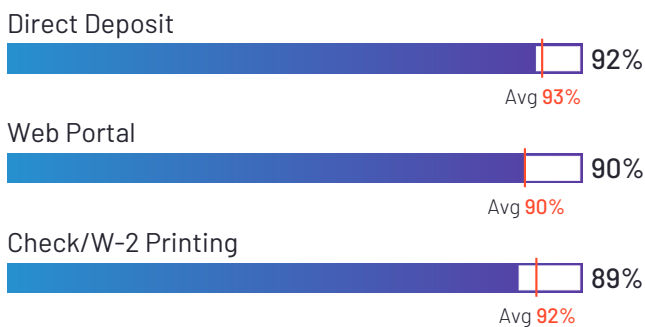
Satisfaction Ratings



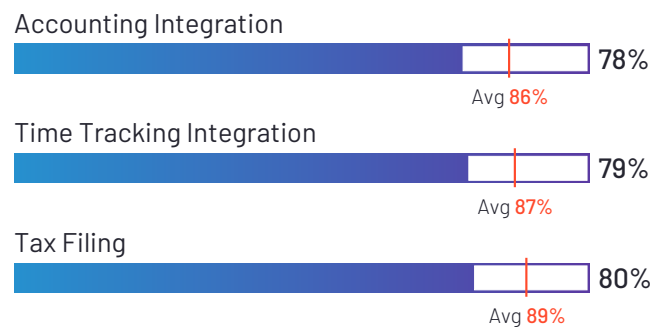
Top Industries Represented



Highest-Rated Features



Lowest-Rated Features



Ownership
Namely



HQ Location
New York



Year Founded
2012



Employees (Listed On LinkedIn)
248



Company Website
www.namely.com

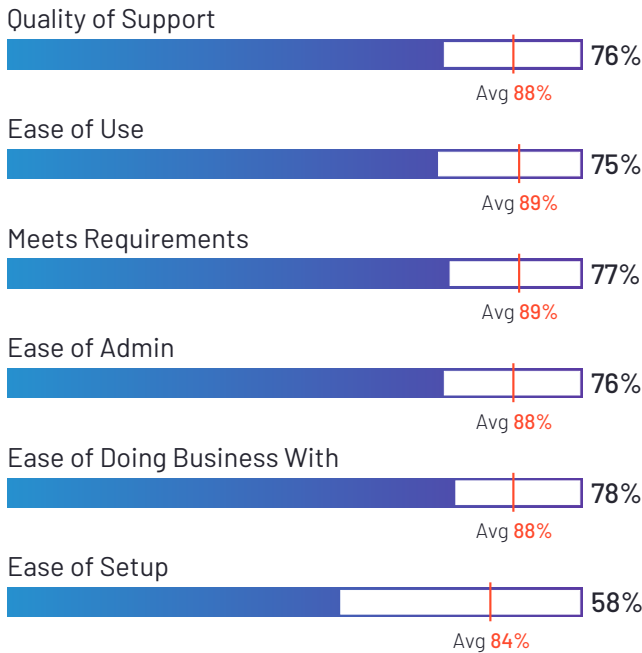


UKG Dimensions

3.9 ★★★★★ (153)

UKG Dimensions has been named a Contender product based on having a relatively low customer Satisfaction score and large Market Presence compared to the rest of the category. While they may have positive reviews, they do not have enough reviews to validate those ratings. 81% of users rated it 4 or 5 stars, 77% of users believe it is headed in the right direction, and users said they would be likely to recommend UKG Dimensions at a rate of 75%. UKG Dimensions is also in the Time & Attendance, Employee Scheduling, Workforce Management, HR Analytics, Performance Management, Core HR, Time Tracking, Recruiting Automation, and Human Resource Management Systems categories.

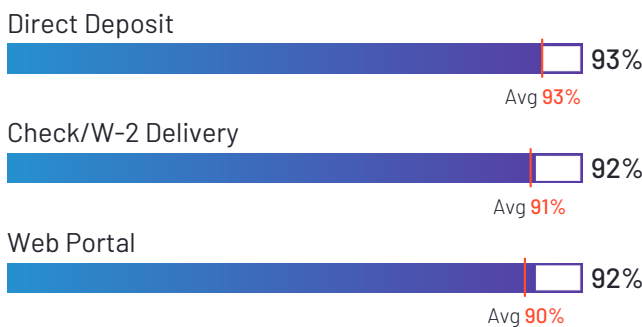
Satisfaction Ratings



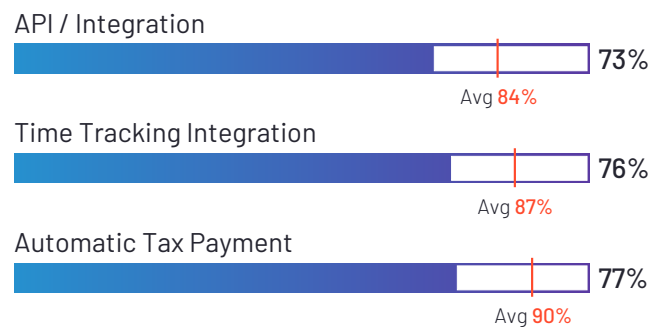
Top Industries Represented



Highest-Rated Features



Lowest-Rated Features



Ownership
UKG



HQ Location
Weston, FL



Year Founded
1977



Employees (Listed
On LinkedIn)
13,616



Company Website
www.ukg.com

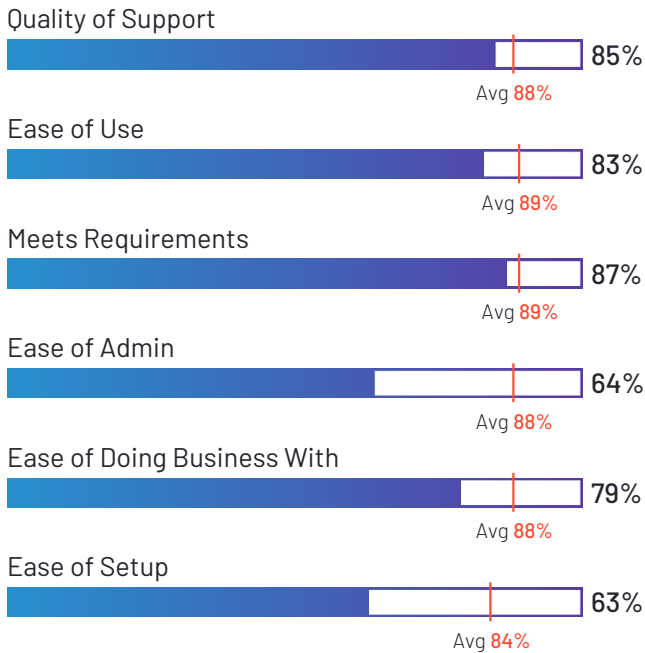


Workday HCM

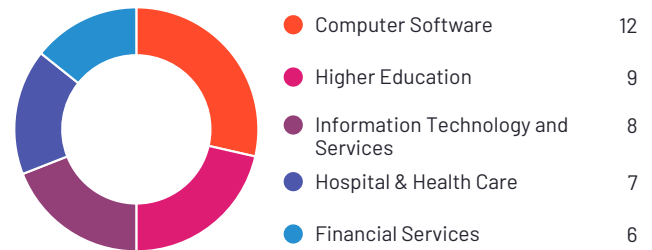
4.0 ★★★★★ (1,261)

Workday HCM has been named a Contender product based on having a relatively low customer Satisfaction score and large Market Presence compared to the rest of the category. While they may have positive reviews, they do not have enough reviews to validate those ratings. 88% of users rated it 4 or 5 stars, 82% of users believe it is headed in the right direction, and users said they would be likely to recommend Workday HCM at a rate of 80%. Workday HCM is also in the Pay Equity, Healthcare HR, Multi-Country Payroll, Career Management, Onboarding, Applicant Tracking Systems (ATS), Benefits Administration, Corporate Learning Management Systems, Time Tracking, Core HR, Performance Management, and Human Resource Management Systems categories.

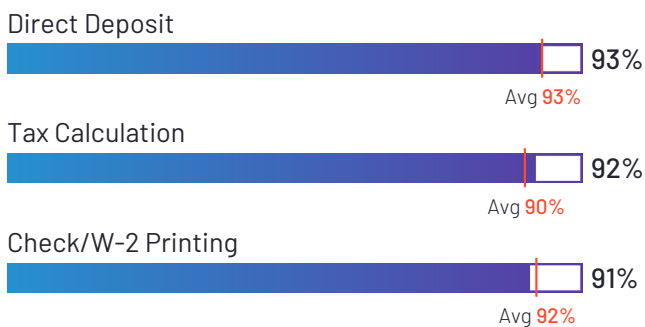
Satisfaction Ratings



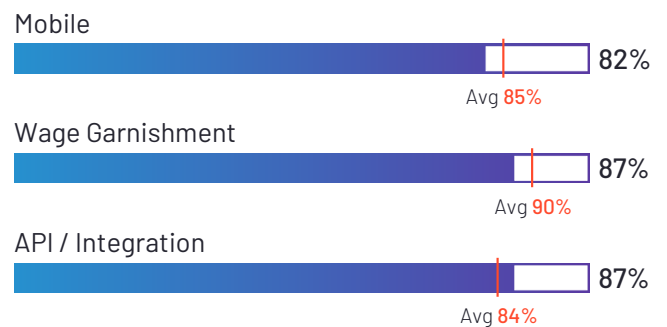
Top Industries Represented



Highest-Rated Features



Lowest-Rated Features



Ownership
Workday



HQ Location
Pleasanton, CA



Year Founded
2005



Employees (Listed On LinkedIn)
19,988



Company Website
[workday.com](https://www.workday.com)

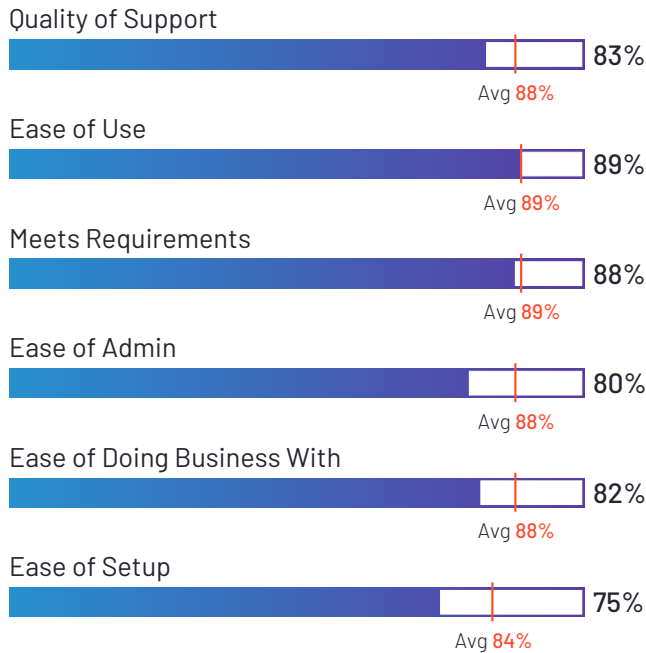


QuickBooks Desktop Enterprise

4.2 ★★★★★ (805)

QuickBooks Desktop Enterprise has been named a Contender product based on having a relatively low customer Satisfaction score and large Market Presence compared to the rest of the category. While they may have positive reviews, they do not have enough reviews to validate those ratings. 91% of users rated it 4 or 5 stars, 77% of users believe it is headed in the right direction, and users said they would be likely to recommend QB Enterprise at a rate of 86%. QB Enterprise is also in the Accounting and ERP Systems categories.

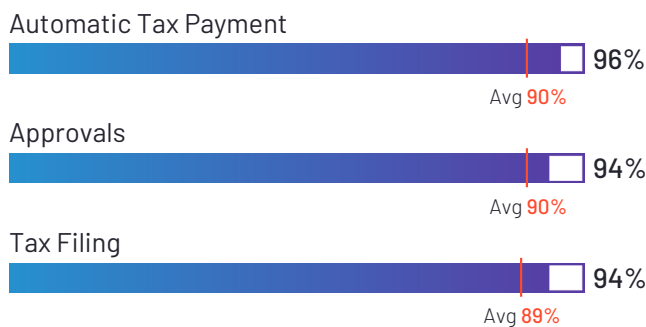
Satisfaction Ratings



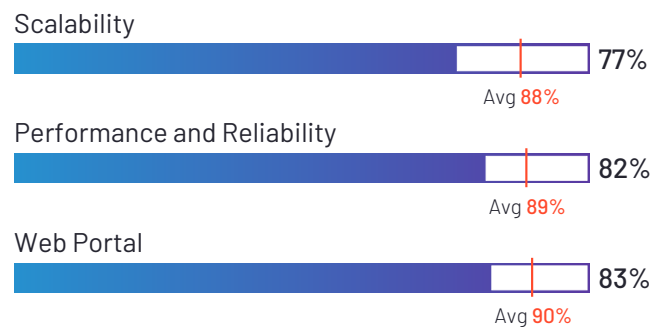
Top Industries Represented



Highest-Rated Features



Lowest-Rated Features



Ownership
Intuit



HQ Location
Mountain View, California



Year Founded
1983



Employees (Listed On LinkedIn)
15,847



Company Website
www.intuit.com

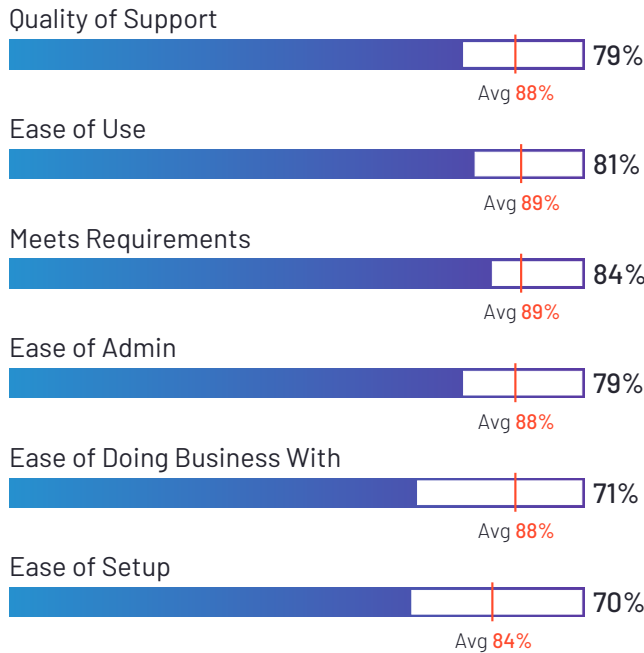
Heartland

Heartland Payroll

4.3 ★★★★★ (130)

Heartland Payroll has been named a Contender product based on having a relatively low customer Satisfaction score and large Market Presence compared to the rest of the category. While they may have positive reviews, they do not have enough reviews to validate those ratings. 69% of users rated it 4 or 5 stars, 58% of users believe it is headed in the right direction, and users said they would be likely to recommend Heartland Payroll at a rate of 68%.

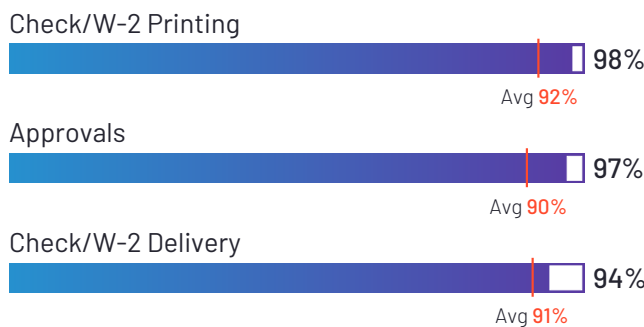
Satisfaction Ratings



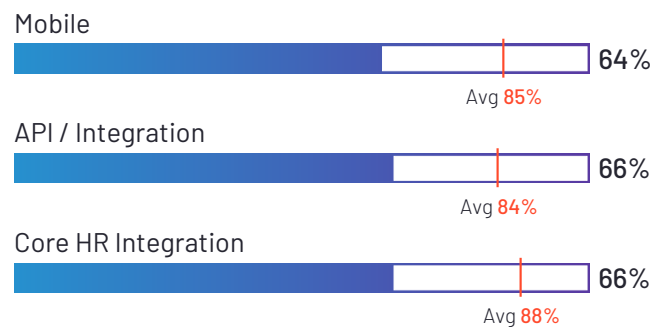
Top Industries Represented



Highest-Rated Features



Lowest-Rated Features



Ownership
Heartland Payment Systems



HQ Location
Edmond, OK




Year Founded
1997



Employees (Listed On LinkedIn)
4,610



Company Website
heartland.us

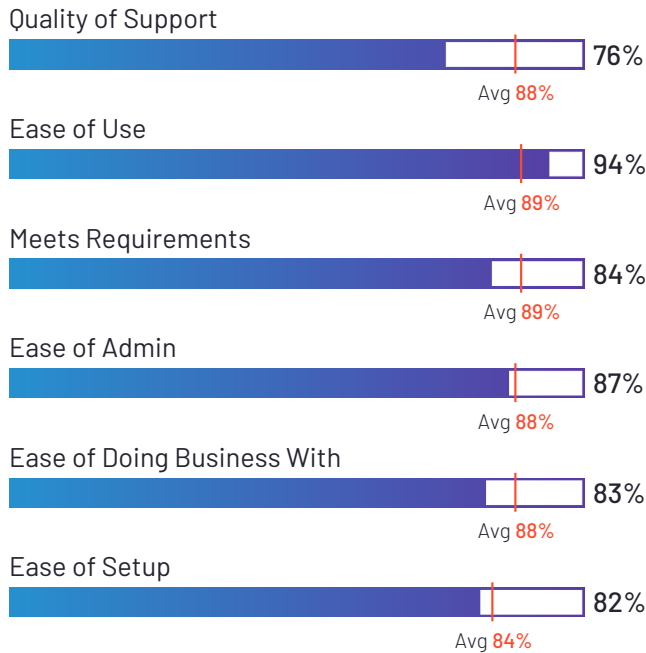


toasttab.com

4.2 ★★★★★ (271)

toasttab.com has been named a Niche product based on having a relatively low Satisfaction score and low Market Presence compared to the rest of the category. While they may have positive reviews, they do not have enough reviews to validate those ratings. 90% of users rated it 4 or 5 stars, 81% of users believe it is headed in the right direction, and users said they would be likely to recommend toasttab.com at a rate of 86%. toasttab.com is also in the Restaurant POS, Applicant Tracking Systems (ATS), Restaurant Management, Core HR, Workforce Management, and Human Resource Management Systems categories.

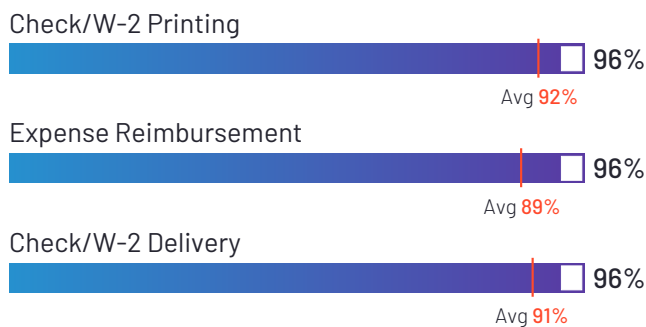
Satisfaction Ratings



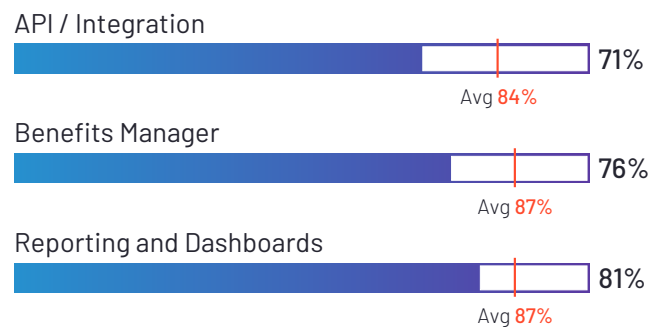
Top Industries Represented



Highest-Rated Features



Lowest-Rated Features



Ownership
Toast



HQ Location
Boston, MA



Year Founded
2011



Employees (Listed On LinkedIn)
5,008



Company Website
pos.toasttab.com

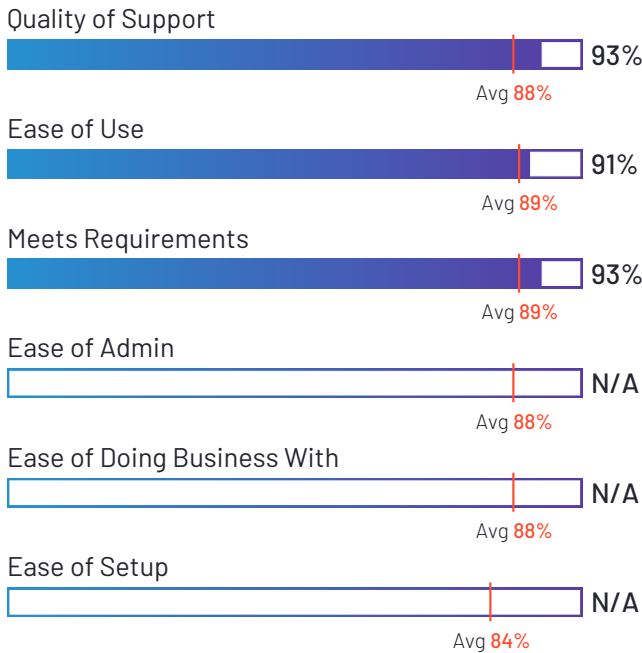


Darwinbox

4.3 ★★★★★ (114)

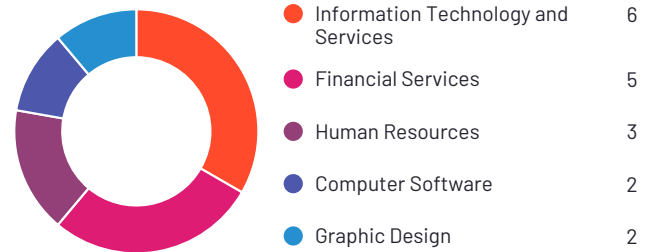
Darwinbox has been named a Niche product based on having a relatively low Satisfaction score and low Market Presence compared to the rest of the category. While they may have positive reviews, they do not have enough reviews to validate those ratings. 96% of users rated it 4 or 5 stars, 91% of users believe it is headed in the right direction, and users said they would be likely to recommend Darwinbox at a rate of 90%. Darwinbox is also in the HR Analytics, Human Resource Management Systems, Performance Management, Core HR, Applicant Tracking Systems (ATS), Onboarding, and Recruiting Automation categories.

Satisfaction Ratings

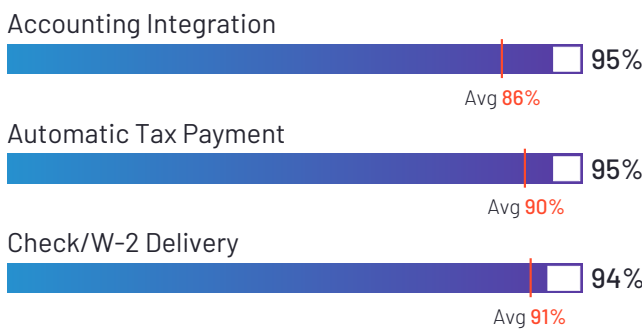


*N/A is displayed when fewer than five responses were received for the question.

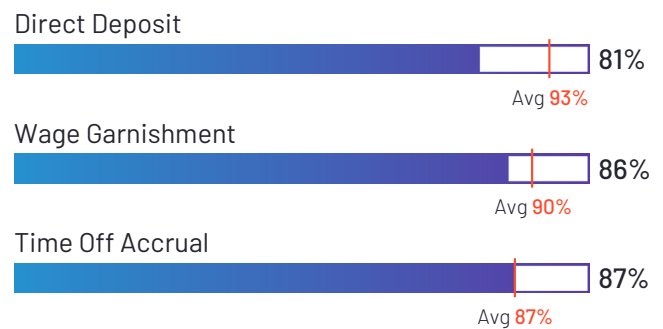
Top Industries Represented



Highest-Rated Features



Lowest-Rated Features



Ownership
Darwinbox Digital Solutions



HQ Location
Hyderabad



Year Founded
2015



Employees (Listed On LinkedIn)
1,181



Company Website
darwinbox.com

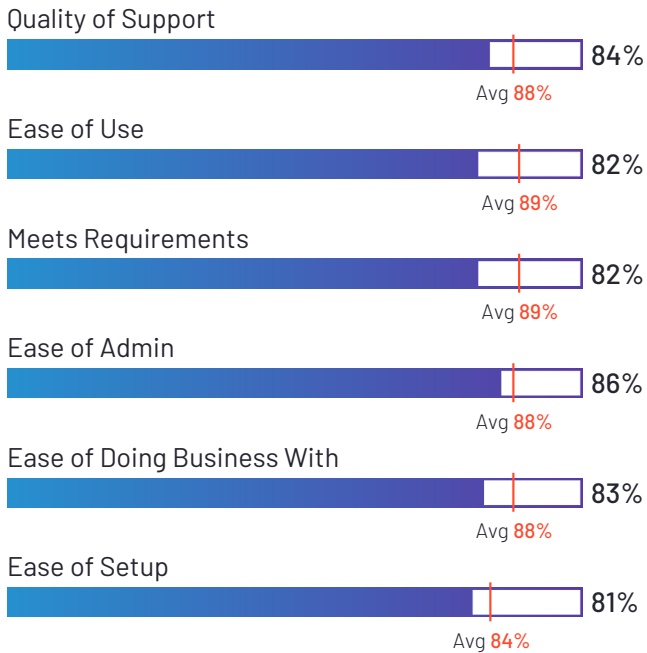


Asure

3.8 ★★★★★ (190)

Asure has been named a Niche product based on having a relatively low Satisfaction score and low Market Presence compared to the rest of the category. While they may have positive reviews, they do not have enough reviews to validate those ratings. 83% of users rated it 4 or 5 stars, 61% of users believe it is headed in the right direction, and users said they would be likely to recommend Asure at a rate of 77%. Asure is also in the Onboarding, Applicant Tracking Systems (ATS), Benefits Administration, Core HR, and Benefits Support categories.

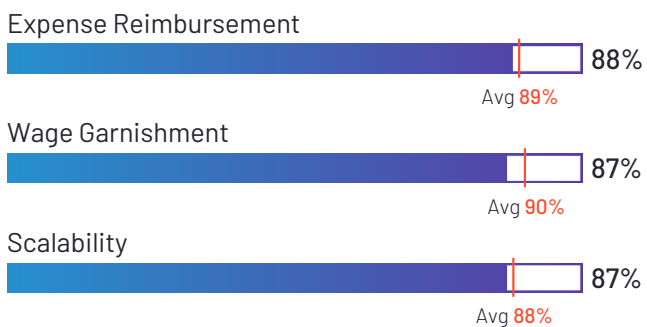
Satisfaction Ratings



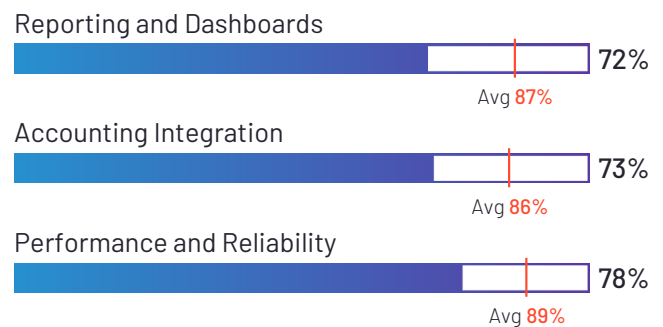
Top Industries Represented



Highest-Rated Features



Lowest-Rated Features



Ownership
Asure



HQ Location
Austin, TX



Year Founded
1994



Employees (Listed On LinkedIn)
504



Company Website
asuresoftware.com

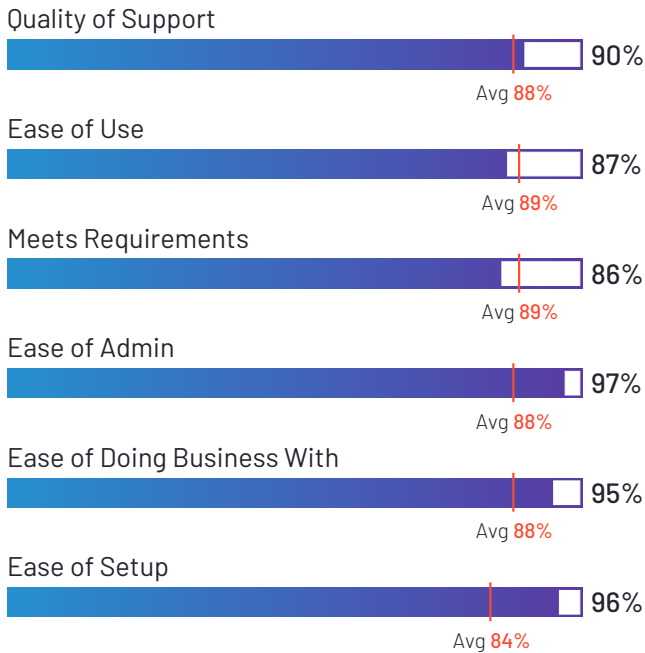


Viventium Software

4.5 ★★★★★ (36)

Viventium Software has been named a Niche product based on having a relatively low Satisfaction score and low Market Presence compared to the rest of the category. While they may have positive reviews, they do not have enough reviews to validate those ratings. 94% of users rated it 4 or 5 stars, 92% of users believe it is headed in the right direction, and users said they would be likely to recommend Viventium Software at a rate of 89%. Viventium Software is also in the HR Analytics, Onboarding, Applicant Tracking Systems (ATS), Time Tracking, Core HR, and Healthcare HR categories.

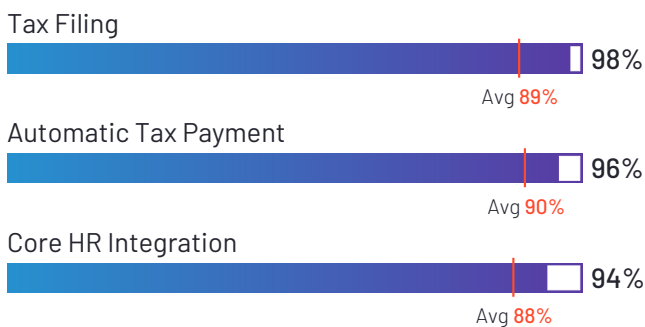
Satisfaction Ratings



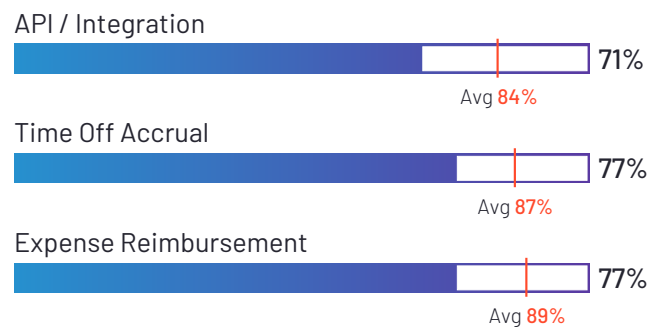
Top Industries Represented



Highest-Rated Features



Lowest-Rated Features



Ownership
Viventium



HQ Location
Berkeley Heights,
New Jersey



Year Founded
1992



Employees (Listed On LinkedIn)
265



Company Website
viventium.com

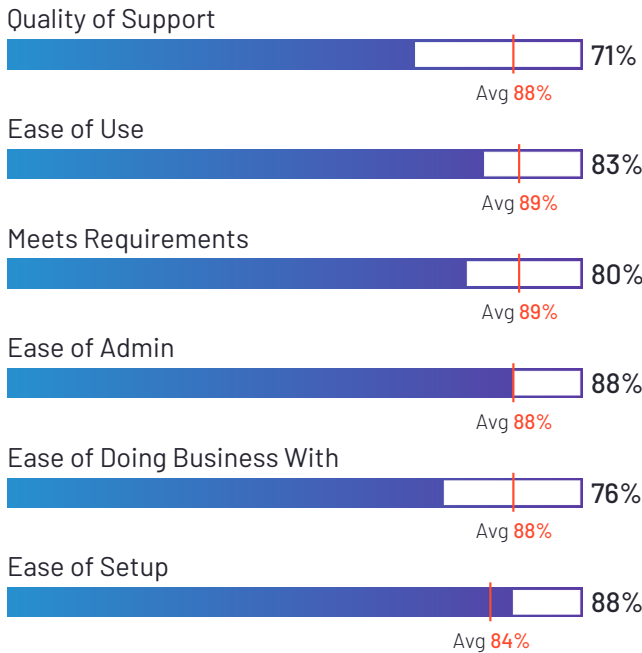


SurePayroll

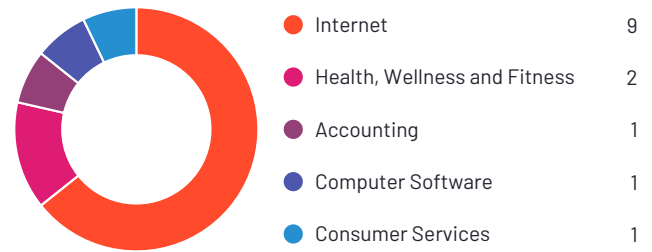
4.4 ★★★★★ (517)

SurePayroll has been named a Niche product based on having a relatively low Satisfaction score and low Market Presence compared to the rest of the category. While they may have positive reviews, they do not have enough reviews to validate those ratings. 77% of users rated it 4 or 5 stars, 65% of users believe it is headed in the right direction, and users said they would be likely to recommend SurePayroll at a rate of 71%.

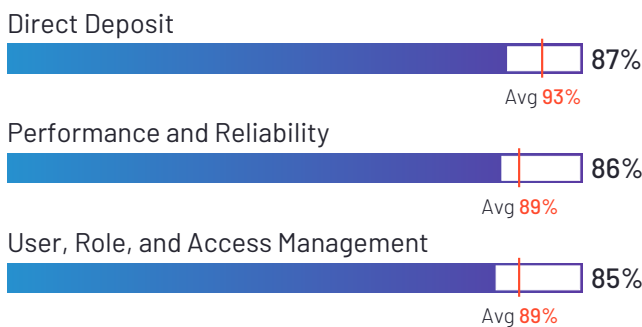
Satisfaction Ratings



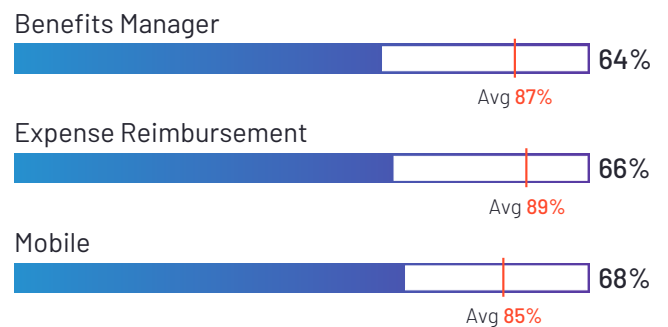
Top Industries Represented



Highest-Rated Features



Lowest-Rated Features



Ownership
SurePayroll



HQ Location
Glenview, IL



Year Founded
2000



Employees (Listed
On LinkedIn)
305



Company Website
surepayroll.com

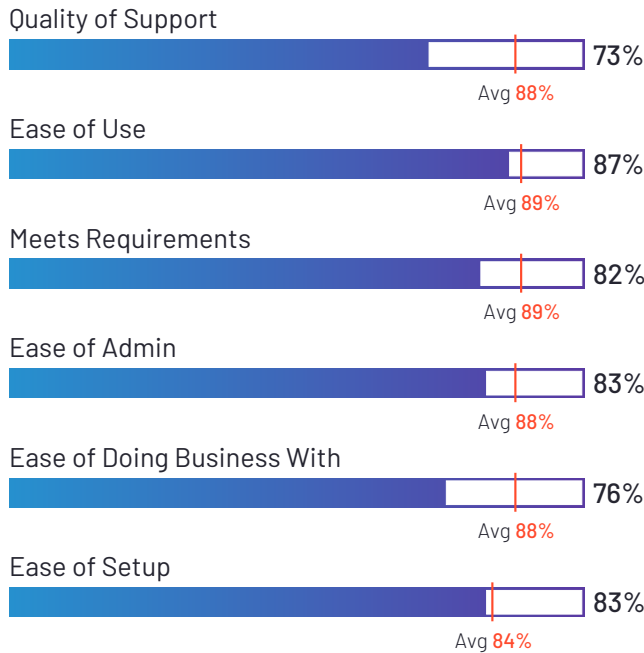
Zenefits




4.0 ★★★★★ (453)

Zenefits has been named a Niche product based on having a relatively low Satisfaction score and low Market Presence compared to the rest of the category. While they may have positive reviews, they do not have enough reviews to validate those ratings. 80% of users rated it 4 or 5 stars, 70% of users believe it is headed in the right direction, and users said they would be likely to recommend Zenefits at a rate of 79%. Zenefits is also in the HR Compliance, Benefits Administration, Core HR, Workforce Management, and Performance Management categories.

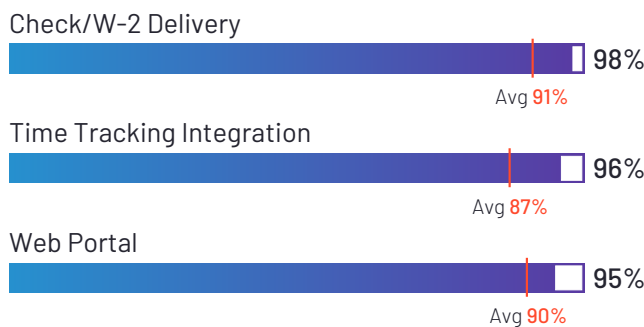
Satisfaction Ratings



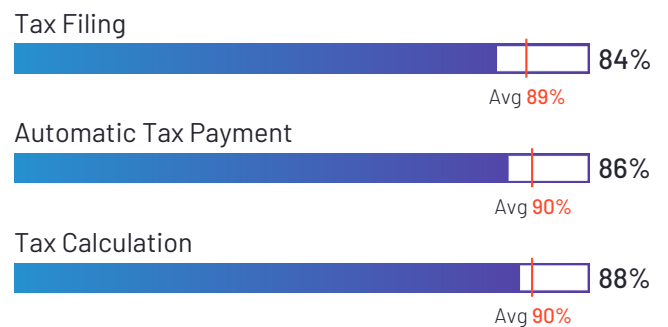
Top Industries Represented



Highest-Rated Features



Lowest-Rated Features



Ownership
TriNet Zenefits



HQ Location
San Francisco, CA



Year Founded
2013



Employees (Listed On LinkedIn)
401



Company Website
zenefits.com

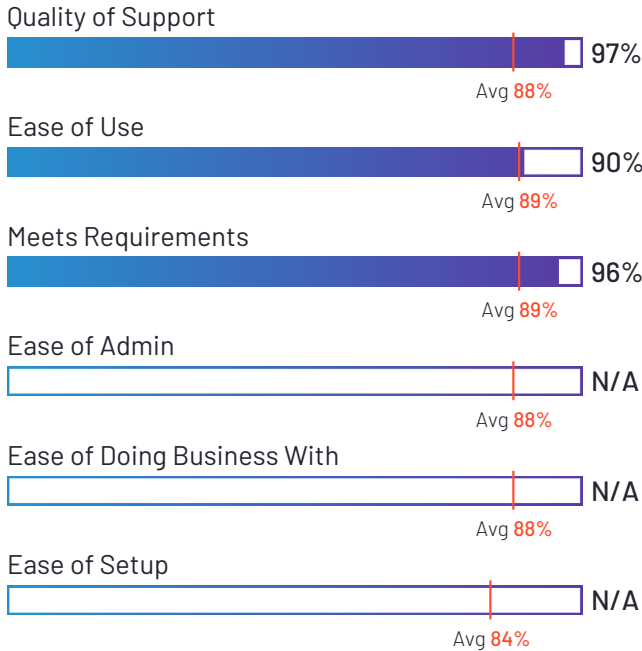


ZenHR

4.6 ★★★★★ (44)

ZenHR has been named a Niche product based on having a relatively low Satisfaction score and low Market Presence compared to the rest of the category. While they may have positive reviews, they do not have enough reviews to validate those ratings. 100% of users rated it 4 or 5 stars, 90% of users believe it is headed in the right direction, and users said they would be likely to recommend ZenHR at a rate of 97%. ZenHR is also in the Core HR, Absence Management, Time Tracking, Time & Attendance, Onboarding, Performance Management, Applicant Tracking Systems (ATS), Video Interviewing, and Interview Scheduling categories.

Satisfaction Ratings

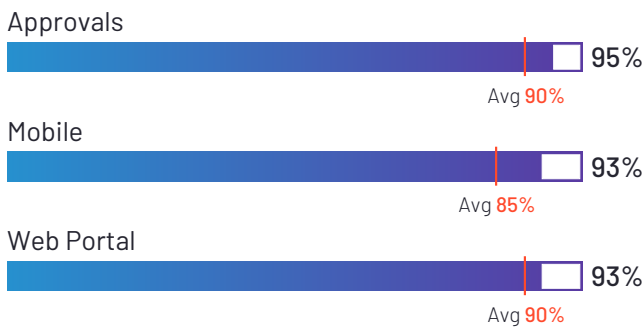


*N/A is displayed when fewer than five responses were received for the question.

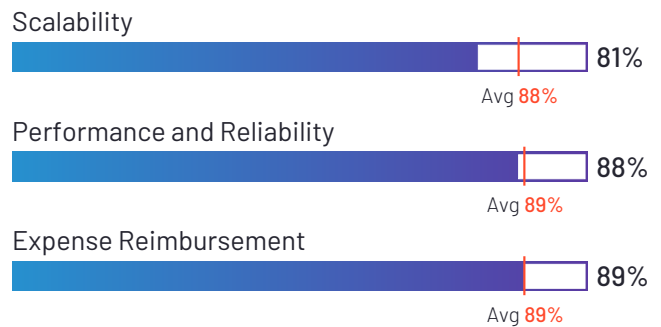
Top Industries Represented



Highest-Rated Features



Lowest-Rated Features



Ownership
ZenHR Solutions



Year Founded
2017



Employees (Listed On LinkedIn)
161



Company Website
www.zenhr.com

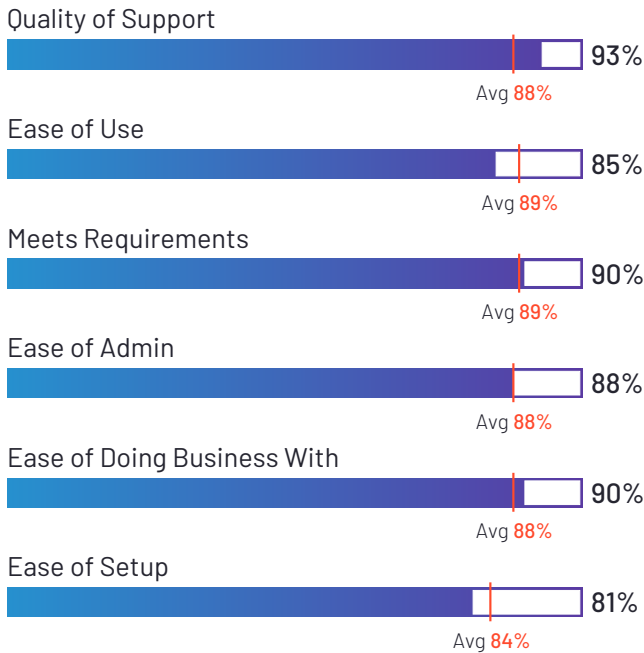


OnePoint HCM

4.3 ★★★★★ (63)

OnePoint HCM has been named a Niche product based on having a relatively low Satisfaction score and low Market Presence compared to the rest of the category. While they may have positive reviews, they do not have enough reviews to validate those ratings. 90% of users rated it 4 or 5 stars, 89% of users believe it is headed in the right direction, and users said they would be likely to recommend OnePoint HCM at a rate of 86%. OnePoint HCM is also in the Applicant Tracking Systems(ATS), Workforce Management, and Core HR categories.

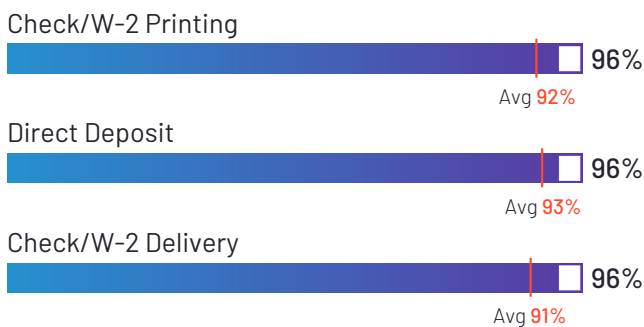
Satisfaction Ratings



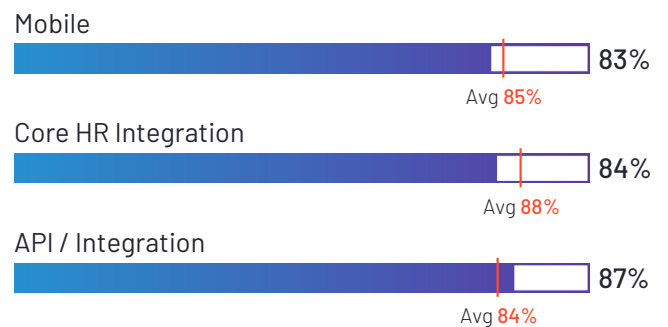
Top Industries Represented



Highest-Rated Features



Lowest-Rated Features



Ownership
Onepoint Human Capital Management



HQ Location
Selma, CA



Year Founded
2008



Employees (Listed On LinkedIn)
30



Company Website
onepointhcm.com

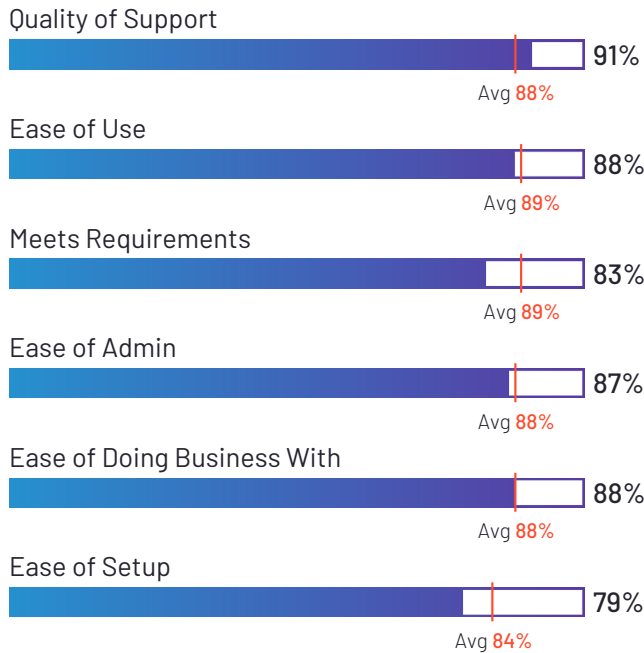


Rise

4.0 ★★★★★ (61)

Rise has been named a Niche product based on having a relatively low Satisfaction score and low Market Presence compared to the rest of the category. While they may have positive reviews, they do not have enough reviews to validate those ratings. 83% of users rated it 4 or 5 stars, 85% of users believe it is headed in the right direction, and users said they would be likely to recommend Rise at a rate of 85%. Rise is also in the Time Tracking, Core HR, Time & Attendance, and Employee Scheduling categories.

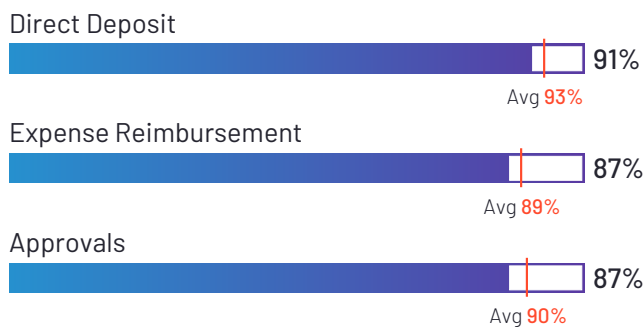
Satisfaction Ratings



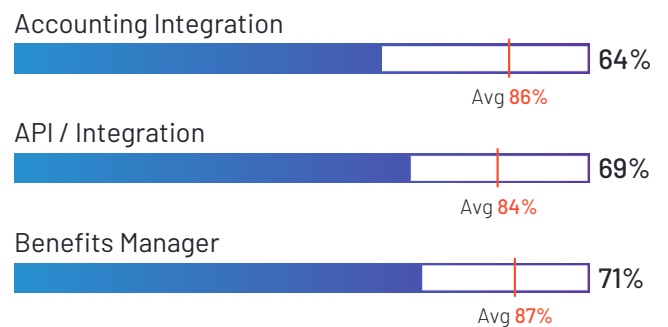
Top Industries Represented



Highest-Rated Features



Lowest-Rated Features



Ownership
Rise People



HQ Location
Burnaby, British Columbia



Year Founded
2011



Employees (Listed On LinkedIn)
69



Company Website
risepeople.com

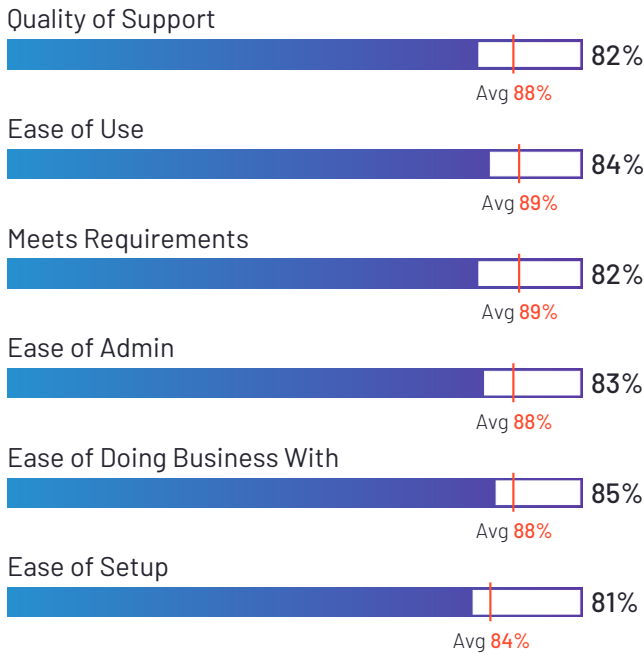


SentricHR

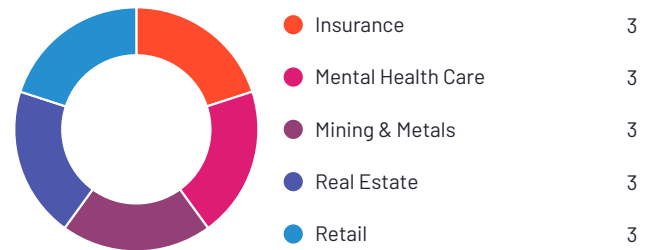
3.8 ★★★★★ (43)

SentricHR has been named a Niche product based on having a relatively low Satisfaction score and low Market Presence compared to the rest of the category. While they may have positive reviews, they do not have enough reviews to validate those ratings. 70% of users rated it 4 or 5 stars, 79% of users believe it is headed in the right direction, and users said they would be likely to recommend SentricHR at a rate of 74%. SentricHR is also in the Human Resource Management Systems, Workforce Management, Benefits Administration, Core HR, Applicant Tracking Systems (ATS), and Training Management Systems categories.

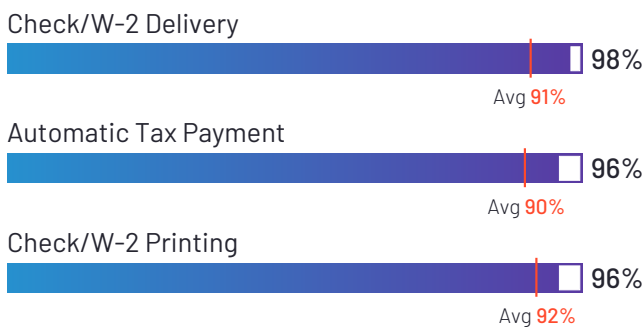
Satisfaction Ratings



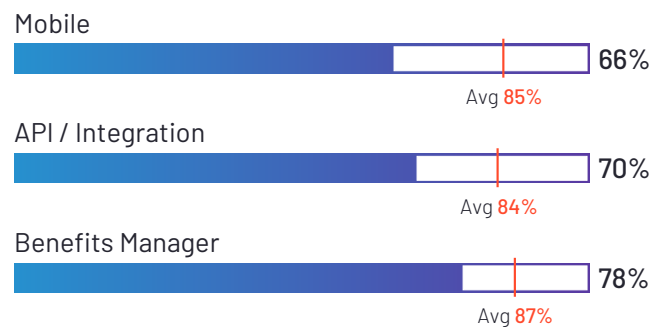
Top Industries Represented



Highest-Rated Features



Lowest-Rated Features



Ownership
Sentric



HQ Location
Pittsburgh, PA



Year Founded
1994



Employees (Listed On LinkedIn)
84



Company Website
sentric.net

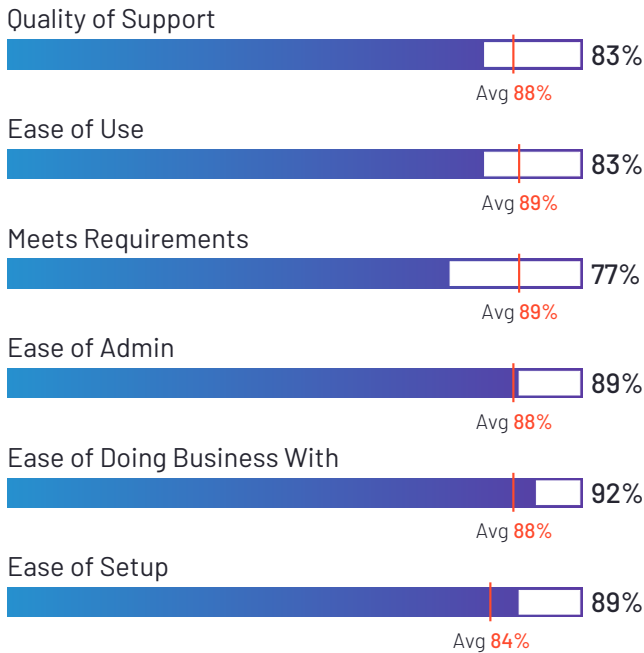


Zimyo

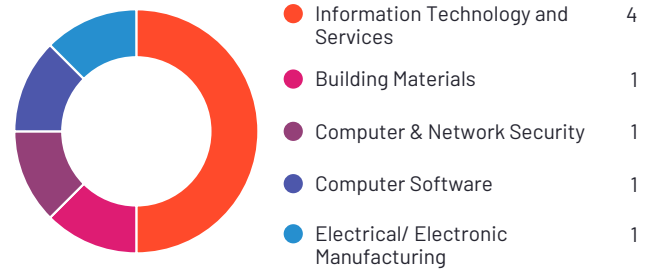
4.5 ★★★★★ (58)

Zimyo has been named a Niche product based on having a relatively low Satisfaction score and low Market Presence compared to the rest of the category. While they may have positive reviews, they do not have enough reviews to validate those ratings. 81% of users rated it 4 or 5 stars, 100% of users believe it is headed in the right direction, and users said they would be likely to recommend Zimyo at a rate of 85%. Zimyo is also in the Onboarding, Applicant Tracking Systems (ATS), Time Tracking, Core HR, Performance Management, Human Resource Management Systems, Employee Engagement, Employee Recognition, Benefits Administration, and Time & Attendance categories.


Satisfaction Ratings



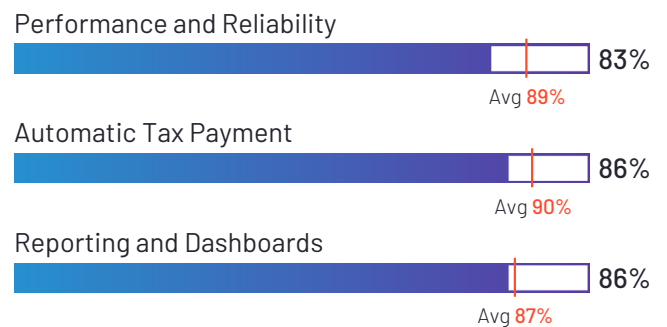
Top Industries Represented



Highest-Rated Features



Lowest-Rated Features



Ownership
Zimyo Consulting Pvt. Ltd



HQ Location
Gurugram, Haryana



Year Founded
2018



Employees (Listed On LinkedIn)
144



Company Website
www.zimyo.com

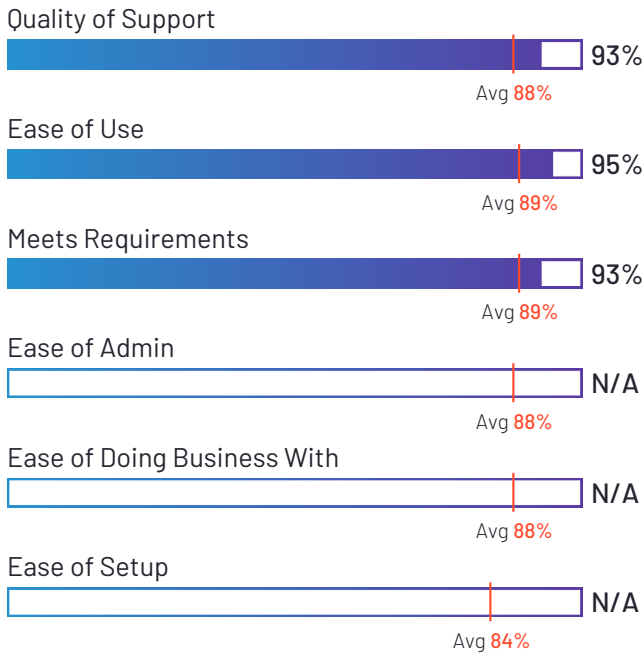


UZIO Payroll & HR

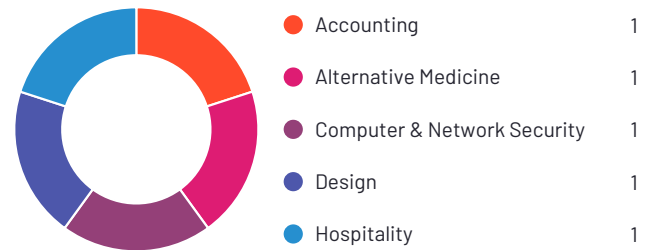
4.4 ★★★★★ (87)

UZIO Payroll & HR has been named a Niche product based on having a relatively low Satisfaction score and low Market Presence compared to the rest of the category. While they may have positive reviews, they do not have enough reviews to validate those ratings. 100% of users rated it 4 or 5 stars, 50% of users believe it is headed in the right direction, and users said they would be likely to recommend UZIO Payroll & HR at a rate of 88%. UZIO Payroll & HR is also in the Benefits Administration, Core HR, and Time & Attendance categories.

Satisfaction Ratings



Top Industries Represented



*N/A is displayed when fewer than five responses were received for the question.

<p>Ownership Uzio</p>	<p>HQ Location Great Falls, Virginia</p>	<p>Year Founded 2018</p>	<p>Employees (Listed On LinkedIn) 89</p>	<p>Company Website www.uzio.com</p>
----------------------------------	-----------------------------------------------------	-------------------------------------	-----------------------------------------------------	----------------------------------------------------------------------------------

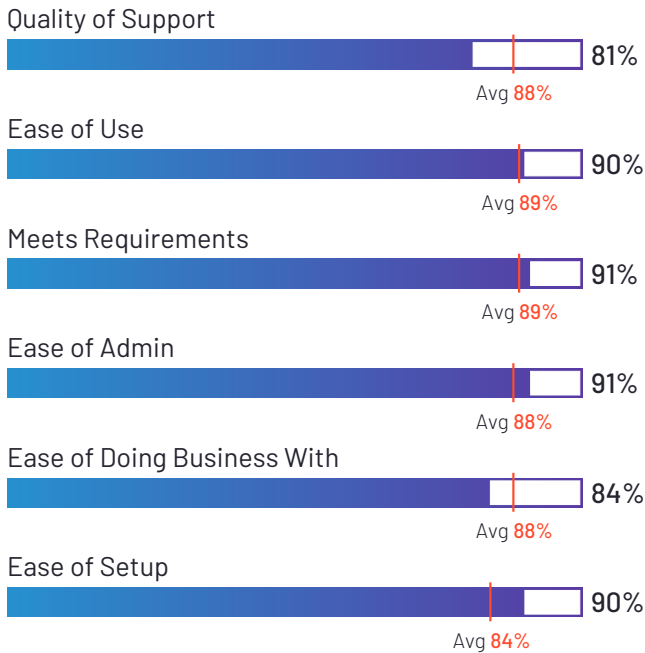


WebHR

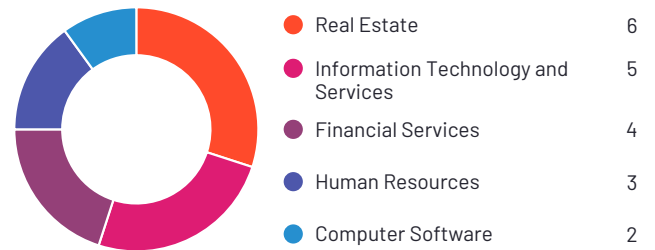
4.2 ★★★★★ (101)

WebHR has been named a Niche product based on having a relatively low Satisfaction score and low Market Presence compared to the rest of the category. While they may have positive reviews, they do not have enough reviews to validate those ratings. 86% of users rated it 4 or 5 stars, 88% of users believe it is headed in the right direction, and users said they would be likely to recommend WebHR at a rate of 85%. WebHR is also in the Applicant Tracking Systems (ATS), Time Tracking, Core HR, Workforce Management, and Performance Management categories.

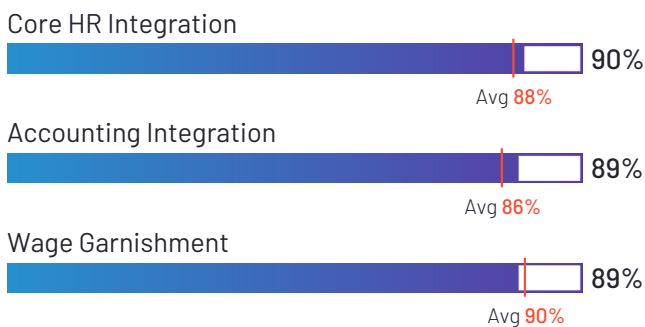
Satisfaction Ratings



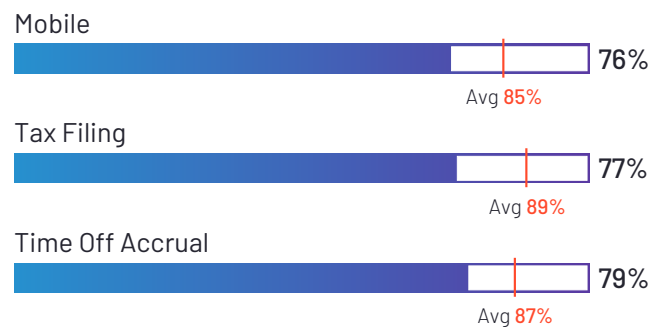
Top Industries Represented



Highest-Rated Features



Lowest-Rated Features



Ownership
WebHR



HQ Location
Washington Grove,
MD



Year Founded
2006



Employees (Listed
On LinkedIn)
50



Company Website
web.hr

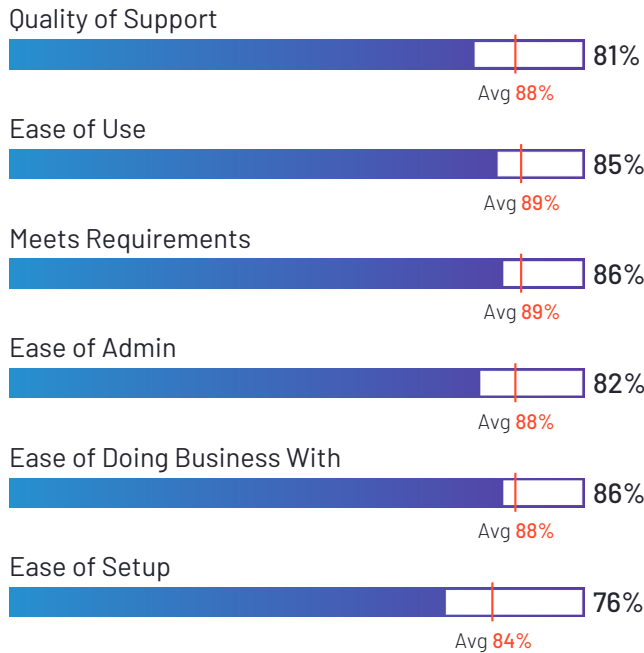


DATIS, Part of ContinuumCloud

4.0 ★★★★★ (61)

DATIS, Part of ContinuumCloud has been named a Niche product based on having a relatively low Satisfaction score and low Market Presence compared to the rest of the category. While they may have positive reviews, they do not have enough reviews to validate those ratings. 80% of users rated it 4 or 5 stars, 73% of users believe it is headed in the right direction, and users said they would be likely to recommend DATIS, Part of ContinuumCloud at a rate of 82%. DATIS, Part of ContinuumCloud is also in the Applicant Tracking Systems (ATS), Training Management Systems, Benefits Administration, Time Tracking, Core HR, Workforce Management, Performance Management, Human Resource Management Systems, and Healthcare HR categories.

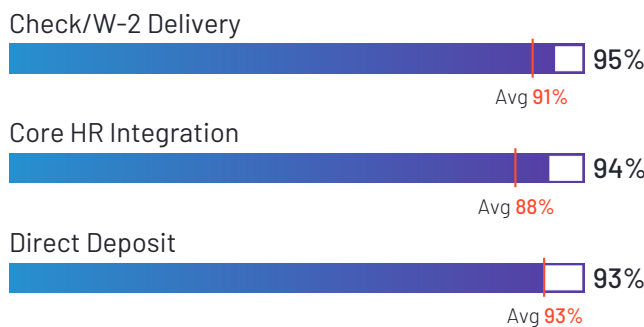
Satisfaction Ratings



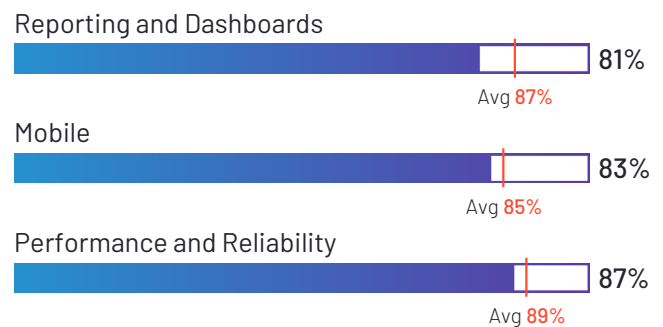
Top Industries Represented



Highest-Rated Features



Lowest-Rated Features



Ownership
DATIS, Part of the ContinuumCloud



HQ Location
Tampa, FL



Year Founded
1996



Employees (Listed On LinkedIn)
27



Company Website
www.datis.com

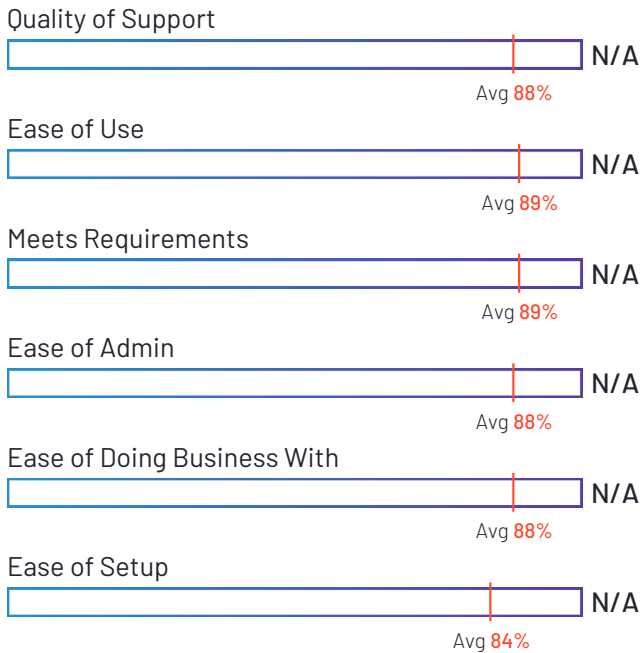


Akrivia HCM


5.0 ★★★★★ (49)

Akrivia HCM has been named a Niche product based on having a relatively low Satisfaction score and low Market Presence compared to the rest of the category. While they may have positive reviews, they do not have enough reviews to validate those ratings. 100% of users rated it 4 or 5 stars, 100% of users believe it is headed in the right direction, and users said they would be likely to recommend Akrivia HCM at a rate of 100%. Akrivia HCM is also in the Core HR, Onboarding, Time & Attendance, Employee Engagement, and Performance Management categories.

Satisfaction Ratings



Top Industries Represented



*N/A is displayed when fewer than five responses were received for the question.

<p>Ownership Akrivia Automation Pvt Ltd</p>	<p>HQ Location Visakhapatnam, AP</p>	<p>Year Founded 2016</p>	<p>Employees (Listed On LinkedIn) 125</p>	<p>Company Website akriviahcm.com</p>
--------------------------------------------------------	-------------------------------------------------	-------------------------------------	------------------------------------------------------	--------------------------------------------------------------------------------------

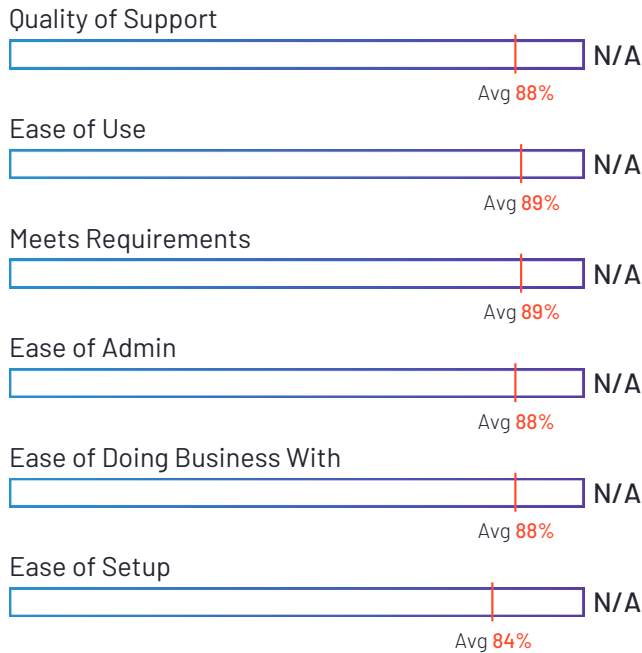


CAVU HCM

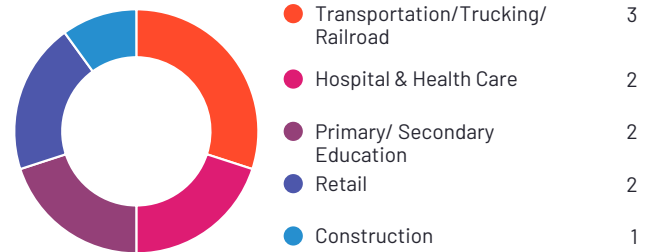
4.9 ★★★★★ (114)

CAVU HCM has been named a Niche product based on having a relatively low Satisfaction score and low Market Presence compared to the rest of the category. While they may have positive reviews, they do not have enough reviews to validate those ratings. 100% of users rated it 4 or 5 stars, 100% of users believe it is headed in the right direction, and users said they would be likely to recommend CAVU HCM at a rate of 98%. CAVU HCM is also in the Human Resource Management Systems, Time Tracking, Workforce Management, Time & Attendance, Employee Scheduling, Training Management Systems, and Onboarding categories.

Satisfaction Ratings



Top Industries Represented



*N/A is displayed when fewer than five responses were received for the question.



Ownership
CAVU HCM



HQ Location
Peoria, Illinois



Year Founded
2019



Employees (Listed On LinkedIn)
11



Company Website
cavuhcm.com



Satisfaction Ratings for Payroll

G2 reviewers rated software sellers ability to satisfy their needs as shown in the table below.

	Satisfaction		Satisfaction by Category						Net Promoter Score (NPS)
	Likelihood to Recommend	Product Going in Right Direction?	Meets Requirements	Ease of Admin	Ease of Doing Business With	Quality of Support	Ease of Setup	Ease of Use	Net Promoter Score (NPS) (Range from -100 to +100)
Paylocity	88%	90%	91%	89%	91%	88%	83%	90%	62
Rippling	98%	92%	97%	92%	91%	97%	89%	98%	94
Workforce Now	82%	81%	88%	84%	82%	81%	78%	85%	39
Paycom	84%	82%	88%	84%	83%	85%	79%	87%	52
greytHR	88%	93%	89%	89%	89%	90%	89%	91%	60
Deel	94%	94%	94%	92%	91%	92%	88%	95%	82
Remote	92%	89%	93%	94%	94%	93%	94%	96%	74
isolved	82%	75%	85%	84%	85%	83%	81%	83%	41
Keka HR	88%	94%	90%	92%	88%	86%	87%	93%	62
BambooHR	91%	89%	88%	90%	92%	91%	86%	95%	69
G-P	94%	100%	97%	89%	95%	97%	94%	94%	80
Inova Payroll	84%	82%	88%	84%	91%	90%	82%	84%	44
UKG Ready	82%	83%	87%	81%	83%	83%	70%	83%	38
Desktop Pro	91%	87%	94%	91%	87%	87%	89%	93%	70
Gusto	86%	83%	88%	86%	79%	82%	89%	92%	55
Justworks	88%	86%	89%	90%	90%	91%	89%	94%	63
HROne	93%	95%	93%	94%	94%	96%	92%	95%	82
APS	92%	95%	91%	92%	96%	95%	89%	92%	72
Plane	91%	86%	92%	93%	98%	94%	95%	94%	74

(Satisfaction Ratings for Payroll continues on next page)

*N/A is displayed when fewer than five responses were received for the question.

**Net Promoter Score ranges from -100 to +100



Satisfaction Ratings for Payroll (continued)

G2 reviewers rated software sellers ability to satisfy their needs as shown in the table below.

	Satisfaction		Satisfaction by Category						Net Promoter Score (NPS)
	Likelihood to Recommend	Product Going in Right Direction?	Meets Requirements	Ease of Admin	Ease of Doing Business With	Quality of Support	Ease of Setup	Ease of Use	Net Promoter Score (NPS) (Range from -100 to +100)
Fingercheck Payroll	95%	95%	95%	96%	95%	95%	92%	93%	79
Proliant	88%	82%	89%	88%	89%	89%	86%	89%	58
EBS PaySuite	98%	100%	97%	98%	100%	96%	98%	100%	90
Multiplier	92%	91%	91%	94%	96%	96%	93%	91%	74
EPAY HCM	94%	95%	91%	95%	95%	93%	94%	91%	86
Netchex	96%	86%	93%	90%	98%	95%	81%	92%	87
Checkwriters	93%	88%	94%	95%	97%	92%	92%	91%	77
isolved by PNI•HCM	93%	100%	95%	88%	94%	95%	86%	95%	70
PrimePay	89%	75%	89%	91%	91%	82%	86%	90%	53
Greenshades	88%	90%	93%	89%	95%	92%	87%	92%	52
Employment Hero	91%	100%	85%	90%	85%	79%	82%	91%	73
Patriot Payroll	99%	100%	98%	N/A	N/A	98%	N/A	100%	100
Fuse	96%	95%	92%	90%	97%	98%	84%	90%	85
Paypro Workforce Management	90%	74%	90%	93%	95%	96%	83%	84%	70
247HRM	89%	92%	88%	90%	91%	94%	88%	91%	60
Pento	95%	100%	91%	94%	95%	97%	80%	97%	82
SunFish Workplaze	85%	100%	94%	90%	95%	92%	86%	92%	53
Vista	88%	100%	89%	N/A	N/A	90%	N/A	91%	58
PayrollHero	92%	92%	96%	N/A	N/A	88%	N/A	95%	66

(Satisfaction Ratings for Payroll continues on next page)

*N/A is displayed when fewer than five responses were received for the question.

**Net Promoter Score ranges from -100 to +100

Satisfaction Ratings for Payroll (continued)

G2 reviewers rated software sellers ability to satisfy their needs as shown in the table below.

	Satisfaction		Satisfaction by Category						Net Promoter Score (NPS)
	Likelihood to Recommend	Product Going in Right Direction?	Meets Requirements	Ease of Admin	Ease of Doing Business With	Quality of Support	Ease of Setup	Ease of Use	Net Promoter Score (NPS) (Range from -100 to +100)
Paybooks	90%	91%	92%	N/A	N/A	95%	N/A	97%	71
Workzoom	97%	100%	100%	92%	98%	100%	84%	88%	90
Paychex Flex	77%	72%	84%	82%	82%	81%	79%	83%	32
UKG Pro	84%	86%	85%	81%	84%	81%	74%	85%	44
Ceridian Dayforce	84%	86%	88%	84%	87%	82%	74%	86%	47
Vantage HCM	78%	76%	88%	84%	81%	77%	87%	85%	23
TriNet	75%	75%	85%	81%	83%	81%	80%	83%	25
Paycor	78%	79%	83%	80%	79%	76%	76%	84%	29
Oracle PeopleSoft	80%	75%	87%	93%	87%	80%	90%	83%	21
SAP SuccessFactors Employee Central Payroll	89%	94%	90%	N/A	N/A	92%	N/A	90%	57
RUN Powered by ADP	79%	73%	81%	80%	80%	83%	74%	86%	29
QuickBooks Payroll	88%	100%	91%	N/A	N/A	87%	N/A	88%	46
Sage HRMS	74%	58%	90%	94%	76%	73%	88%	90%	0
Namely	78%	74%	83%	79%	75%	80%	73%	87%	33
UKG Dimensions	75%	77%	77%	76%	78%	76%	58%	75%	24
Workday HCM	80%	82%	87%	64%	79%	85%	63%	83%	34
QB Enterprise	86%	77%	88%	80%	82%	83%	75%	89%	52
Heartland Payroll	68%	58%	84%	79%	71%	79%	70%	81%	6
toasttab.com	86%	81%	84%	87%	83%	76%	82%	94%	66

(Satisfaction Ratings for Payroll continues on next page)

*N/A is displayed when fewer than five responses were received for the question.

**Net Promoter Score ranges from -100 to +100



Satisfaction Ratings for Payroll (continued)

G2 reviewers rated software sellers ability to satisfy their needs as shown in the table below.

	Satisfaction		Satisfaction by Category						Net Promoter Score (NPS)
	Likelihood to Recommend	Product Going in Right Direction?	Meets Requirements	Ease of Admin	Ease of Doing Business With	Quality of Support	Ease of Setup	Ease of Use	Net Promoter Score (NPS) (Range from -100 to +100)
Darwinbox	90%	91%	93%	N/A	N/A	93%	N/A	91%	66
Asure	77%	61%	82%	86%	83%	84%	81%	82%	34
Viventium Software	89%	92%	86%	97%	95%	90%	96%	87%	70
SurePayroll	71%	65%	80%	88%	76%	71%	88%	83%	22
Zenefits	79%	70%	82%	83%	76%	73%	83%	87%	40
ZenHR	97%	90%	96%	N/A	N/A	97%	N/A	90%	91
OnePoint HCM	86%	89%	90%	88%	90%	93%	81%	85%	62
Rise	85%	85%	83%	87%	88%	91%	79%	88%	52
SentricHR	74%	79%	82%	83%	85%	82%	81%	84%	0
Zimyo	85%	100%	77%	89%	92%	83%	89%	83%	43
UZIO Payroll & HR	88%	N/A	93%	N/A	N/A	93%	N/A	95%	60
WebHR	85%	88%	91%	91%	84%	81%	90%	90%	51
DATIS, Part of ContinuumCloud	82%	73%	86%	82%	86%	81%	76%	85%	32
Akrivia HCM	100%	N/A	N/A	N/A	N/A	N/A	N/A	N/A	100
CAVU HCM	98%	N/A	N/A	N/A	N/A	N/A	N/A	N/A	100
Average	87%	86%	89%	88%	88%	88%	84%	89%	57

*N/A is displayed when fewer than five responses were received for the question.

**Net Promoter Score ranges from -100 to +100



Feature Comparison for Payroll

G2 users have evaluated the following products by feature. Feature ratings are representative of reviewers overall satisfaction with each feature and do not necessarily take into account the breadth of individual product features. The results are shown below.

Employee Self Service

	Web Portal	Benefits Manager	Mobile
Paylocity	92%	87%	89%
Rippling	98%	98%	95%
Workforce Now	88%	86%	83%
Paycom	93%	90%	92%
greytHR	91%	89%	87%
Deel	96%	92%	91%
Remote	95%	88%	86%
isolved	86%	84%	80%
Keka HR	92%	90%	86%
BambooHR	91%	86%	89%
G-P	N/A	N/A	
Inova Payroll	88%	83%	83%
UKG Ready	89%	84%	85%
Desktop Pro	92%	91%	92%
Gusto	93%	86%	86%
Justworks	90%	91%	82%
HROne	94%	95%	93%
APS	94%	91%	88%
Plane	89%	83%	81%

(Feature Comparison for Payroll continues on next page)

*N/A is displayed when fewer than five responses were received for the question.

**A blank box indicates that a seller has selected that they do not offer that feature.



Feature Comparison for Payroll (continued)

G2 users have evaluated the following products by feature. Feature ratings are representative of reviewers overall satisfaction with each feature and do not necessarily take into account the breadth of individual product features. The results are shown below.

Employee Self Service

	Web Portal	Benefits Manager	Mobile
Fingercheck Payroll	93%	90%	90%
Proliant	94%	91%	88%
EBS PaySuite	100%	N/A	N/A
Multiplier	86%	82%	78%
EPAY HCM	92%	88%	80%
Netchex	96%	84%	91%
Checkwriters	87%	88%	94%
isolved by PNI•HCM	95%	89%	77%
PrimePay	89%	92%	N/A
Greenshades	90%	91%	94%
Employment Hero	93%	88%	91%
Patriot Payroll	98%	N/A	89%
Fuse	91%	91%	94%
Paypro Workforce Management	94%	89%	94%
247HRM	89%	87%	80%
Pento	96%	N/A	N/A
SunFish Workplaze	82%	82%	82%
Vista	86%	92%	92%
PayrollHero	98%	90%	92%

(Feature Comparison for Payroll continues on next page)

*N/A is displayed when fewer than five responses were received for the question.

**A blank box indicates that a seller has selected that they do not offer that feature.



Feature Comparison for Payroll (continued)

G2 users have evaluated the following products by feature. Feature ratings are representative of reviewers overall satisfaction with each feature and do not necessarily take into account the breadth of individual product features. The results are shown below.

Employee Self Service

	Web Portal	Benefits Manager	Mobile
Paybooks	94%	94%	94%
Workzoom	N/A	N/A	N/A
Paychex Flex	85%	84%	87%
UKG Pro	89%	85%	82%
Ceridian Dayforce	91%	89%	88%
Vantage HCM	85%	88%	89%
TriNet	86%	83%	84%
Paycor	85%	81%	76%
Oracle PeopleSoft	86%	88%	80%
SAP SuccessFactors Employee Central Payroll	95%	89%	92%
RUN Powered by ADP	83%	68%	72%
QuickBooks Payroll	90%	90%	93%
Sage HRMS	93%	81%	N/A
Namely	90%	87%	82%
UKG Dimensions	92%	89%	84%
Workday HCM	90%	88%	82%
QB Enterprise	83%	N/A	N/A
Heartland Payroll	76%	N/A	64%
toasttab.com	87%	76%	89%

(Feature Comparison for Payroll continues on next page)

*N/A is displayed when fewer than five responses were received for the question.

**A blank box indicates that a seller has selected that they do not offer that feature.

Feature Comparison for Payroll (continued)

G2 users have evaluated the following products by feature. Feature ratings are representative of reviewers overall satisfaction with each feature and do not necessarily take into account the breadth of individual product features. The results are shown below.

Employee Self Service

	Web Portal	Benefits Manager	Mobile
Darwinbox	91%	94%	93%
Asure	83%	81%	84%
Viventium Software	86%	84%	80%
SurePayroll	81%	64%	68%
Zenefits	95%	94%	92%
ZenHR	93%	91%	93%
OnePoint HCM	87%	87%	83%
Rise	81%	71%	N/A
SentricHR	86%	78%	66%
Zimyo	N/A	N/A	N/A
UZIO Payroll & HR	N/A	N/A	
WebHR	87%	83%	76%
DATIS, Part of ContinuumCloud	91%	89%	83%
Akrivia HCM	N/A	N/A	N/A
CAVU HCM	N/A	N/A	N/A
Average	90%	87%	85%

(Feature Comparison for Payroll continues on next page)

*N/A is displayed when fewer than five responses were received for the question.

**A blank box indicates that a seller has selected that they do not offer that feature.



Feature Comparison for Payroll (continued)

G2 users have evaluated the following products by feature. Feature ratings are representative of reviewers overall satisfaction with each feature and do not necessarily take into account the breadth of individual product features. The results are shown below.

Administration

	Payroll Entry	Time Off Accrual	Direct Deposit	Expense Reimbursement	Pre-tax Deductions	Wage Garnishment	Approvals	Check/W-2 Printing	Check/W-2 Delivery
Paylocity	93%	86%	96%	90%	94%	92%	92%	94%	95%
Rippling	98%	97%	99%	97%	98%	97%	98%	99%	98%
Workforce Now	90%	86%	93%	88%	90%	89%	88%	92%	92%
Paycom	92%	90%	95%	91%	93%	92%	92%	94%	94%
greytHR	92%	89%	88%	89%	91%	88%			
Deel	95%	91%	96%	92%	92%	94%	93%	91%	
Remote	94%	92%	97%	92%	94%	92%	94%	94%	
isolved	90%	84%	94%	89%	91%	90%	89%	91%	90%
Keka HR	91%	90%	87%	90%	90%	87%	93%	87%	88%
BambooHR	90%	89%	93%	89%	90%	89%	91%		
G-P	N/A	N/A	N/A	N/A	N/A	N/A	N/A	N/A	N/A
Inova Payroll	89%	84%	93%	86%	90%	89%	87%	92%	92%
UKG Ready	89%	84%	92%	88%	88%	88%	88%	91%	92%
Desktop Pro	95%	92%	95%	92%	91%	92%	92%	94%	94%
Gusto	92%	86%	95%	85%	89%	88%	86%	88%	90%
Justworks	86%	85%	94%	86%	90%	89%	85%	91%	90%
HROne	95%	93%	93%	93%	94%	91%	97%	94%	97%
APS	94%	89%	97%	94%	95%	94%	94%	95%	95%
Plane	91%	84%	91%	84%	84%	85%	87%	87%	87%

(Feature Comparison for Payroll continues on next page)

*N/A is displayed when fewer than five responses were received for the question.

**A blank box indicates that a seller has selected that they do not offer that feature.



Feature Comparison for Payroll (continued)

G2 users have evaluated the following products by feature. Feature ratings are representative of reviewers overall satisfaction with each feature and do not necessarily take into account the breadth of individual product features. The results are shown below.

Administration

	Payroll Entry	Time Off Accrual	Direct Deposit	Expense Reimbursement	Pre-tax Deductions	Wage Garnishment	Approvals	Check/W-2 Printing	Check/W-2 Delivery
Fingercheck Payroll	92%	93%	96%	95%	96%	96%	96%	96%	94%
Proliant	92%	83%	97%	94%	94%	94%		96%	96%
EBS PaySuite	100%	97%	100%	100%	100%	100%	100%	100%	100%
Multiplier	86%	84%	87%	87%	87%	83%	88%	76%	76%
EPAY HCM	89%	86%	93%	90%	87%	87%	90%	94%	89%
Netchex	99%	87%	99%	100%	99%	96%	93%	98%	100%
Checkwriters	94%	88%	97%	N/A	95%	96%	87%	95%	95%
isolved by PNI-HCM	97%	86%	97%	86%	92%	96%	90%	95%	95%
PrimePay	92%	83%	96%	N/A	86%	N/A	94%	95%	95%
Greenshades	90%	92%	98%	97%	95%	89%	79%	93%	94%
Employment Hero	94%	90%	94%	84%	95%	98%	92%	N/A	N/A
Patriot Payroll	98%	100%	83%	N/A	100%	97%	90%	100%	
Fuse	94%	90%	93%	88%	97%	96%	95%	97%	97%
Paypro Workforce Management	96%	91%	94%	96%	96%	95%	92%	98%	95%
247HRM	90%	86%	83%	88%	86%	86%	89%	87%	88%
Pento	98%	91%	99%	N/A	98%	90%	93%	83%	83%
SunFish Workplaze	89%	87%	N/A	83%	88%	80%	89%	N/A	N/A
Vista	86%	88%	91%	88%	93%	88%	90%	88%	90%
PayrollHero	94%	94%	96%	93%	94%	93%	94%	97%	97%

(Feature Comparison for Payroll continues on next page)

*N/A is displayed when fewer than five responses were received for the question.

**A blank box indicates that a seller has selected that they do not offer that feature.



Feature Comparison for Payroll (continued)

G2 users have evaluated the following products by feature. Feature ratings are representative of reviewers overall satisfaction with each feature and do not necessarily take into account the breadth of individual product features. The results are shown below.

Administration

	Payroll Entry	Time Off Accrual	Direct Deposit	Expense Reimbursement	Pre-tax Deductions	Wage Garnishment	Approvals	Check/W-2 Printing	Check/W-2 Delivery
Paybooks	92%	94%	91%	94%	90%	91%	94%	88%	88%
Workzoom	N/A	N/A	N/A	N/A	N/A	N/A	N/A	N/A	N/A
Paychex Flex	87%	81%	95%	93%	91%	90%	89%	93%	92%
UKG Pro	88%	82%	93%	86%	90%	89%	88%	91%	91%
Ceridian Dayforce	90%	87%	94%	89%	91%	90%	90%	92%	91%
Vantage HCM	87%	82%	92%	91%	90%	86%	92%	94%	95%
TriNet	89%	83%	93%	83%	88%	84%	87%	89%	92%
Paycor	86%	78%	92%	82%	85%	85%	83%	86%	82%
Oracle PeopleSoft	91%	89%	91%	88%	86%	85%	88%	87%	89%
SAP SuccessFactors Employee Central Payroll	93%	90%	89%	95%	95%	92%	87%	93%	95%
RUN Powered by ADP	87%	77%	94%	84%	84%	88%	83%	86%	87%
QuickBooks Payroll	93%	90%	88%	84%	89%	84%	86%	89%	84%
Sage HRMS	93%	76%	95%	94%	87%	92%	83%	92%	90%
Namely	83%	85%	92%	80%	87%	87%	87%	89%	87%
UKG Dimensions	90%	79%	93%	N/A	91%	90%	89%	91%	92%
Workday HCM	91%	90%	93%	90%	90%	87%	90%	91%	90%
QB Enterprise	87%	83%	91%	85%	90%	91%	94%	90%	93%
Heartland Payroll	86%	73%	89%	N/A	83%	79%	97%	98%	94%
toasttab.com	89%	90%	96%	96%	92%	89%	86%	96%	96%

(Feature Comparison for Payroll continues on next page)

*N/A is displayed when fewer than five responses were received for the question.

**A blank box indicates that a seller has selected that they do not offer that feature.



Feature Comparison for Payroll (continued)

G2 users have evaluated the following products by feature. Feature ratings are representative of reviewers overall satisfaction with each feature and do not necessarily take into account the breadth of individual product features. The results are shown below.

Administration

	Payroll Entry	Time Off Accrual	Direct Deposit	Expense Reimbursement	Pre-tax Deductions	Wage Garnishment	Approvals	Check/W-2 Printing	Check/W-2 Delivery
Darwinbox	90%	87%	81%	91%	91%	86%	93%	94%	94%
Asure	82%	82%	86%	88%	87%	87%	86%	81%	82%
Viventium Software	87%	77%	89%	77%	86%	86%	84%	90%	86%
SurePayroll	82%	71%	87%	66%	85%	77%	79%	81%	82%
Zenefits	92%	93%	94%	90%	94%	94%	95%	95%	98%
ZenHR	N/A	91%	N/A	89%	N/A	N/A	95%	N/A	N/A
OnePoint HCM	95%	94%	96%	94%	91%	93%	92%	96%	96%
Rise	84%	84%	91%	87%	87%	83%	87%	N/A	N/A
SentricHR	86%	79%	93%	N/A	95%	94%	87%	96%	98%
Zimyo	90%	N/A	N/A	N/A	N/A	N/A	N/A	N/A	N/A
UZIO Payroll & HR	N/A	N/A	N/A	N/A	N/A	N/A	N/A	N/A	N/A
WebHR	87%	79%	80%	85%	86%	89%	83%	81%	79%
DATIS, Part of ContinuumCloud	90%	88%	93%	89%	89%	90%	90%	92%	95%
Akrivia HCM	N/A	N/A		N/A	N/A	N/A	N/A	N/A	
CAVU HCM	N/A	N/A	N/A	N/A	N/A	N/A	N/A	N/A	N/A
Average	91%	87%	93%	89%	91%	90%	90%	92%	91%

(Feature Comparison for Payroll continues on next page)

*N/A is displayed when fewer than five responses were received for the question.

**A blank box indicates that a seller has selected that they do not offer that feature.



Feature Comparison for Payroll (continued)

G2 users have evaluated the following products by feature. Feature ratings are representative of reviewers overall satisfaction with each feature and do not necessarily take into account the breadth of individual product features. The results are shown below.

Taxes

	Tax Calculation	Tax Filing	Automatic Tax Payment
Paylocity	93%	93%	94%
Rippling	97%	97%	97%
Workforce Now	91%	90%	
Paycom	91%	91%	
greytHR	91%		
Deel	92%	91%	92%
Remote	92%	93%	94%
isolved	89%	88%	89%
Keka HR	91%	90%	90%
BambooHR	91%	87%	89%
G-P	N/A	N/A	N/A
Inova Payroll	88%	88%	89%
UKG Ready	88%	86%	87%
Desktop Pro	93%	97%	94%
Gusto	88%	88%	
Justworks	87%	87%	
HROne	94%	94%	93%
APS	95%	94%	95%
Plane	84%	84%	81%

(Feature Comparison for Payroll continues on next page)

*N/A is displayed when fewer than five responses were received for the question.

**A blank box indicates that a seller has selected that they do not offer that feature.



Feature Comparison for Payroll (continued)

G2 users have evaluated the following products by feature. Feature ratings are representative of reviewers overall satisfaction with each feature and do not necessarily take into account the breadth of individual product features. The results are shown below.

Taxes

	Tax Calculation	Tax Filing	Automatic Tax Payment
Fingercheck Payroll	98%	96%	96%
Proliant	94%	95%	95%
EBS PaySuite	100%	100%	100%
Multiplier	84%	79%	82%
EPAY HCM	93%	84%	87%
Netchex	96%	98%	99%
Checkwriters	94%	95%	95%
isolved by PNI•HCM	94%	90%	92%
PrimePay	N/A	N/A	N/A
Greenshades	93%	95%	95%
Employment Hero	93%	94%	
Patriot Payroll	95%	98%	89%
Fuse	97%	97%	
Paypro Workforce Management	95%	95%	96%
247HRM	88%	88%	
Pento	94%	96%	96%
SunFish Workplaze	87%	86%	88%
Vista	91%	91%	90%
PayrollHero	90%	95%	

(Feature Comparison for Payroll continues on next page)

*N/A is displayed when fewer than five responses were received for the question.

**A blank box indicates that a seller has selected that they do not offer that feature.



Feature Comparison for Payroll (continued)

G2 users have evaluated the following products by feature. Feature ratings are representative of reviewers overall satisfaction with each feature and do not necessarily take into account the breadth of individual product features. The results are shown below.

Taxes

	Tax Calculation	Tax Filing	Automatic Tax Payment
Paybooks	90%	91%	93%
Workzoom	N/A	N/A	N/A
Paychex Flex	91%	90%	91%
UKG Pro	88%	85%	85%
Ceridian Dayforce	90%	90%	91%
Vantage HCM	93%		
TriNet	89%	89%	90%
Paycor	82%	82%	82%
Oracle PeopleSoft	87%	85%	82%
SAP SuccessFactors Employee Central Payroll	92%		
RUN Powered by ADP	86%	81%	86%
QuickBooks Payroll	90%	84%	86%
Sage HRMS	89%	81%	79%
Namely	82%	80%	82%
UKG Dimensions	86%	78%	77%
Workday HCM	92%		
QB Enterprise	94%	94%	96%
Heartland Payroll	83%	78%	
toasttab.com	86%	88%	94%

(Feature Comparison for Payroll continues on next page)

*N/A is displayed when fewer than five responses were received for the question.

**A blank box indicates that a seller has selected that they do not offer that feature.

Feature Comparison for Payroll (continued)

G2 users have evaluated the following products by feature. Feature ratings are representative of reviewers overall satisfaction with each feature and do not necessarily take into account the breadth of individual product features. The results are shown below.

Taxes

	Tax Calculation	Tax Filing	Automatic Tax Payment
Darwinbox	93%	89%	95%
Asure	87%	82%	82%
Viventium Software	87%	98%	96%
SurePayroll	81%	81%	
Zenefits	88%	84%	86%
ZenHR	N/A	N/A	N/A
OnePoint HCM	94%	94%	93%
Rise	83%	83%	85%
SentricHR	94%	96%	96%
Zimyo	91%	N/A	86%
UZIO Payroll & HR	N/A	N/A	
WebHR	79%	77%	80%
DATIS, Part of ContinuumCloud	92%	92%	90%
Akrivia HCM	N/A	N/A	N/A
CAVU HCM	N/A	N/A	N/A
Average	90%	89%	90%

(Feature Comparison for Payroll continues on next page)

*N/A is displayed when fewer than five responses were received for the question.

**A blank box indicates that a seller has selected that they do not offer that feature.

Feature Comparison for Payroll (continued)

G2 users have evaluated the following products by feature. Feature ratings are representative of reviewers overall satisfaction with each feature and do not necessarily take into account the breadth of individual product features. The results are shown below.

Integration

	API / Integration	Time Tracking Integration	Accounting Integration	Core HR Integration
Paylocity	88%	91%	89%	90%
Rippling	96%	96%	96%	97%
Workforce Now	84%	88%	85%	85%
Paycom	88%	91%	89%	91%
greytHR	92%	90%	91%	90%
Deel	90%	89%	89%	91%
Remote	87%			
isolved	83%	86%	83%	85%
Keka HR	87%	91%	89%	91%
BambooHR	83%	87%	87%	91%
G-P	N/A	N/A		N/A
Inova Payroll	82%	86%	84%	83%
UKG Ready	85%	88%	86%	89%
Desktop Pro	90%	97%	90%	96%
Gusto	85%	86%	88%	81%
Justworks	68%	80%	84%	79%
HROne	94%	95%	89%	95%
APS	90%	94%	90%	92%
Plane	78%	78%	79%	81%

(Feature Comparison for Payroll continues on next page)

*N/A is displayed when fewer than five responses were received for the question.

**A blank box indicates that a seller has selected that they do not offer that feature.



Feature Comparison for Payroll (continued)

G2 users have evaluated the following products by feature. Feature ratings are representative of reviewers overall satisfaction with each feature and do not necessarily take into account the breadth of individual product features. The results are shown below.

Integration

	API / Integration	Time Tracking Integration	Accounting Integration	Core HR Integration
Fingercheck Payroll	94%	96%	95%	92%
Proliant	91%	89%	84%	88%
EBS PaySuite	94%	100%	100%	100%
Multiplier	71%	76%	73%	80%
EPAY HCM	86%	90%	89%	89%
Netchex	N/A	100%	95%	86%
Checkwriters	N/A	82%	83%	
isolved by PNI•HCM	89%	83%	88%	89%
PrimePay	N/A	94%	80%	80%
Greenshades	100%	92%	95%	91%
Employment Hero	80%	76%	89%	92%
Patriot Payroll	N/A	N/A	N/A	N/A
Fuse	91%	92%	91%	88%
Paypro Workforce Management	95%	90%	92%	98%
247HRM	82%	86%	81%	87%
Pento	93%	N/A	94%	95%
SunFish Workplaze	83%	83%	79%	88%
Vista	88%	91%	91%	90%
PayrollHero	94%	94%	94%	93%

(Feature Comparison for Payroll continues on next page)

*N/A is displayed when fewer than five responses were received for the question.

**A blank box indicates that a seller has selected that they do not offer that feature.

Feature Comparison for Payroll (continued)

G2 users have evaluated the following products by feature. Feature ratings are representative of reviewers overall satisfaction with each feature and do not necessarily take into account the breadth of individual product features. The results are shown below.

Integration

	API / Integration	Time Tracking Integration	Accounting Integration	Core HR Integration
Paybooks	90%	90%	92%	94%
Workzoom	N/A	N/A	N/A	N/A
Paychex Flex	81%	85%	80%	80%
UKG Pro	81%	86%	84%	87%
Ceridian Dayforce	83%	88%	86%	87%
Vantage HCM	91%	89%	86%	90%
TriNet	73%	77%	78%	80%
Paycor	72%	82%	73%	79%
Oracle PeopleSoft	84%	87%	83%	87%
SAP SuccessFactors Employee Central Payroll	90%	94%	92%	95%
RUN Powered by ADP	79%	78%	72%	86%
QuickBooks Payroll	86%	89%	89%	93%
Sage HRMS	79%	69%	79%	90%
Namely	80%	79%	78%	82%
UKG Dimensions	73%	76%	78%	78%
Workday HCM	87%	90%	88%	90%
QB Enterprise	88%	93%	88%	91%
Heartland Payroll	66%	N/A	N/A	66%
toasttab.com	71%	86%	90%	95%

(Feature Comparison for Payroll continues on next page)

*N/A is displayed when fewer than five responses were received for the question.

**A blank box indicates that a seller has selected that they do not offer that feature.

Feature Comparison for Payroll (continued)

G2 users have evaluated the following products by feature. Feature ratings are representative of reviewers overall satisfaction with each feature and do not necessarily take into account the breadth of individual product features. The results are shown below.

Integration

	API / Integration	Time Tracking Integration	Accounting Integration	Core HR Integration
Darwinbox	93%	93%	95%	92%
Asure	80%	84%	73%	80%
Viventium Software	71%	N/A	N/A	94%
SurePayroll	75%	N/A	N/A	N/A
Zenefits	89%	96%	90%	92%
ZenHR	N/A	N/A	N/A	N/A
OnePoint HCM	87%	93%	89%	84%
Rise	69%	76%	64%	N/A
SentricHR	70%	82%	86%	79%
Zimyo	N/A	N/A	N/A	N/A
UZIO Payroll & HR		N/A	N/A	N/A
WebHR	85%	85%	89%	90%
DATIS, Part of ContinuumCloud		93%	89%	94%
Akrivia HCM	N/A	N/A	N/A	N/A
CAVU HCM	N/A	N/A	N/A	N/A
Average	84%	88%	86%	88%

(Feature Comparison for Payroll continues on next page)

*N/A is displayed when fewer than five responses were received for the question.

**A blank box indicates that a seller has selected that they do not offer that feature.

Feature Comparison for Payroll (continued)

G2 users have evaluated the following products by feature. Feature ratings are representative of reviewers overall satisfaction with each feature and do not necessarily take into account the breadth of individual product features. The results are shown below.

Platform

	Reporting and Dashboards	User, Role, and Access Management	Performance and Reliability	Scalability
Paylocity	89%	89%	91%	92%
Rippling	97%	97%	98%	98%
Workforce Now	85%	86%	87%	88%
Paycom	91%	91%	91%	91%
greytHR	90%	91%	90%	91%
Deel	94%	90%	95%	94%
Remote	92%	94%	94%	94%
isolved	84%	85%	88%	88%
Keka HR	91%	92%	91%	90%
BambooHR	88%	88%	90%	89%
G-P	N/A	N/A	N/A	N/A
Inova Payroll	82%	85%	89%	87%
UKG Ready	86%	85%	86%	88%
Desktop Pro	92%	93%	90%	89%
Gusto	86%	90%	89%	81%
Justworks	78%	83%	89%	82%
HROne	94%	95%	95%	93%
APS	90%	92%	93%	94%
Plane	84%	89%	92%	88%

(Feature Comparison for Payroll continues on next page)

*N/A is displayed when fewer than five responses were received for the question.

**A blank box indicates that a seller has selected that they do not offer that feature.

Feature Comparison for Payroll (continued)

G2 users have evaluated the following products by feature. Feature ratings are representative of reviewers overall satisfaction with each feature and do not necessarily take into account the breadth of individual product features. The results are shown below.

Platform

	Reporting and Dashboards	User, Role, and Access Management	Performance and Reliability	Scalability
Fingercheck Payroll	95%	96%	96%	95%
Proliant	87%	89%	89%	86%
EBS PaySuite	100%	100%	100%	100%
Multiplier	80%	87%	85%	84%
EPAY HCM	88%	90%	89%	92%
Netchex	95%	95%	96%	95%
Checkwriters	88%	92%	95%	92%
isolved by PNI•HCM	87%	88%	98%	93%
PrimePay	84%	96%	86%	90%
Greenshades	93%	90%	92%	94%
Employment Hero	84%	85%	90%	91%
Patriot Payroll	91%	N/A	100%	96%
Fuse	93%	93%	93%	94%
Paypro Workforce Management	95%	94%	93%	93%
247HRM	86%	87%	88%	87%
Pento	84%	95%	93%	93%
SunFish Workplaze	87%	89%	86%	88%
Vista	86%	95%	91%	91%
PayrollHero	91%	90%	91%	93%

(Feature Comparison for Payroll continues on next page)

*N/A is displayed when fewer than five responses were received for the question.

**A blank box indicates that a seller has selected that they do not offer that feature.

Feature Comparison for Payroll (continued)

G2 users have evaluated the following products by feature. Feature ratings are representative of reviewers overall satisfaction with each feature and do not necessarily take into account the breadth of individual product features. The results are shown below.

Platform

	Reporting and Dashboards	User, Role, and Access Management	Performance and Reliability	Scalability
Paybooks	91%	94%	91%	94%
Workzoom	N/A	N/A	N/A	N/A
Paychex Flex	85%	86%	87%	87%
UKG Pro	84%	87%	88%	88%
Ceridian Dayforce	84%	88%	86%	88%
Vantage HCM	86%	89%	84%	88%
TriNet	77%	80%	81%	78%
Paycor	78%	78%	78%	80%
Oracle PeopleSoft	82%	82%	87%	87%
SAP SuccessFactors Employee Central Payroll	90%	94%	92%	89%
RUN Powered by ADP	79%	82%	83%	77%
QuickBooks Payroll	90%	89%	91%	88%
Sage HRMS	79%	96%	91%	88%
Namely	84%	84%	86%	84%
UKG Dimensions	78%	80%	80%	80%
Workday HCM	90%	90%	89%	89%
QB Enterprise	89%	86%	82%	77%
Heartland Payroll	78%	77%	77%	79%
toasttab.com	81%	88%	85%	83%

(Feature Comparison for Payroll continues on next page)

*N/A is displayed when fewer than five responses were received for the question.

**A blank box indicates that a seller has selected that they do not offer that feature.

Feature Comparison for Payroll (continued)

G2 users have evaluated the following products by feature. Feature ratings are representative of reviewers overall satisfaction with each feature and do not necessarily take into account the breadth of individual product features. The results are shown below.

Platform

	Reporting and Dashboards	User, Role, and Access Management	Performance and Reliability	Scalability
Darwinbox	90%	92%	92%	91%
Asure	72%	82%	78%	87%
Viventium Software	83%	84%	80%	82%
SurePayroll	81%	85%	86%	77%
Zenefits	92%	93%	93%	94%
ZenHR	90%	91%	88%	81%
OnePoint HCM	91%	91%	91%	92%
Rise	78%	87%	84%	86%
SentricHR	80%	84%	81%	86%
Zimyo	86%	93%	83%	86%
UZIO Payroll & HR	N/A	N/A	N/A	N/A
WebHR	86%	82%	86%	86%
DATIS, Part of ContinuumCloud	81%	88%	87%	92%
Akrivia HCM	N/A	N/A	N/A	N/A
CAVU HCM	N/A	N/A	N/A	N/A
Average	87%	89%	89%	88%

*N/A is displayed when fewer than five responses were received for the question.

**A blank box indicates that a seller has selected that they do not offer that feature.

Additional Data for Payroll

The table below highlights implementation and deployment data as indicated in real user reviews on G2.

Implementation

	Deployment		Implementation Time	Implementation Method				Number of Users Purchased	Contract Term
	Cloud	On-Premises	Avg. Months to Go Live	In-House Team	Seller Services Team	Third-Party Consultant	Don't know	Median Number of Users Bought	Avg. Contract Term (Months)
Paylocity	100%	0%	2.7	65%	23%	0%	12%	175	8
Rippling	58%	42%	2.1	67%	14%	0%	19%	75	12
Workforce Now	100%	0%	3.4	58%	31%	1%	10%	175	13
Paycom	100%	0%	2.8	64%	25%	0%	11%	175	6
greytHR	51%	49%	1.8	62%	22%	1%	14%	175	8
Deel	22%	78%	1.1	72%	4%	4%	20%	17	5
Remote	17%	83%	0.8	33%	0%	0%	67%	7	N/A
isolved	54%	46%	2.7	59%	15%	2%	23%	75	9
Keka HR	44%	56%	2.3	81%	6%	0%	13%	175	8
BambooHR	100%	0%	2.4	78%	6%	0%	17%	75	4
G-P	N/A	N/A	0.8	N/A	N/A	N/A	N/A	3	12
Inova Payroll	45%	55%	3.5	47%	24%	0%	29%	75	6
UKG Ready	100%	0%	6	64%	20%	5%	10%	275	20
Desktop Pro	0%	100%	0.6	73%	18%	6%	3%	3	10
Gusto	100%	0%	1	61%	14%	0%	25%	75	5
Justworks	55%	45%	3	67%	6%	0%	27%	75	7
HROne	77%	23%	1.8	68%	26%	0%	6%	175	7
APS	100%	0%	1.8	65%	22%	1%	12%	17	7
Plane	33%	67%	N/A	17%	0%	0%	83%	N/A	5

(Additional Data for Payroll continues on next page)

*N/A is displayed when data is not publicly available.

Additional Data for Payroll (continued)

The table below highlights implementation and deployment data as indicated in real user reviews on G2.

Implementation

	Deployment		Implementation Time	Implementation Method				Number of Users Purchased	Contract Term
	Cloud	On-Premises	Avg. Months to Go Live	In-House Team	Seller Services Team	Third-Party Consultant	Don't know	Median Number of Users Bought	Avg. Contract Term (Months)
Fingercheck Payroll	28%	72%	1.9	72%	14%	0%	14%	75	8
Proliant	47%	53%	2.7	49%	22%	1%	28%	75	10
EBS PaySuite	22%	78%	3.8	75%	25%	0%	0%	37	12
Multiplier	53%	47%	0.7	64%	7%	7%	21%	3	7
EPAY HCM	100%	0%	7.1	67%	17%	0%	17%	175	14
Netchex	58%	42%	1.9	70%	13%	0%	17%	175	14
Checkwriters	45%	55%	1.5	46%	31%	0%	23%	75	2
isolved by PNI•HCM	71%	29%	1.9	100%	0%	0%	0%	75	3
PrimePay	50%	50%	4.1	71%	29%	0%	0%	46	12
Greenshades	46%	54%	4	69%	15%	15%	0%	37	12
Employment Hero	64%	36%	2.7	83%	8%	0%	8%	175	4
Patriot Payroll	100%	0%	N/A	N/A	N/A	N/A	N/A	N/A	N/A
Fuse	100%	0%	1.9	73%	27%	0%	0%	125	8
Paypro Workforce Management	53%	47%	4	36%	29%	0%	36%	125	17
247HRM	73%	27%	2.2	32%	66%	0%	2%	125	9
Pento	56%	44%	2.1	71%	29%	0%	0%	3	5
SunFish Workplaze	60%	40%	4.7	N/A	N/A	N/A	N/A	175	N/A
Vista	N/A	N/A	N/A	N/A	N/A	N/A	N/A	N/A	N/A
PayrollHero	N/A	N/A	N/A	N/A	N/A	N/A	N/A	N/A	N/A

(Additional Data for Payroll continues on next page)

*N/A is displayed when data is not publicly available.

Additional Data for Payroll (continued)

The table below highlights implementation and deployment data as indicated in real user reviews on G2.

Implementation

	Deployment		Implementation Time	Implementation Method				Number of Users Purchased	Contract Term
	Cloud	On-Premises	Avg. Months to Go Live	In-House Team	Seller Services Team	Third-Party Consultant	Don't know	Median Number of Users Bought	Avg. Contract Term (Months)
Paybooks	N/A	N/A	N/A	N/A	N/A	N/A	N/A	N/A	N/A
Workzoom	100%	0%	2.1	14%	14%	57%	14%	375	N/A
Paychex Flex	100%	0%	2.8	55%	33%	1%	11%	37	5
UKG Pro	100%	0%	4.7	64%	19%	4%	13%	375	28
Ceridian Dayforce	100%	0%	5.5	60%	30%	5%	5%	375	18
Vantage HCM	100%	0%	6.4	56%	31%	6%	6%	175	16
TriNet	100%	0%	2.4	60%	17%	5%	17%	75	8
Paycor	100%	0%	3.2	57%	20%	1%	23%	175	7
Oracle PeopleSoft	30%	70%	2.4	75%	17%	8%	0%	175	N/A
SAP SuccessFactors Employee Central Payroll	N/A	N/A	N/A	60%	20%	20%	0%	N/A	N/A
RUN Powered by ADP	33%	67%	2.1	59%	15%	0%	26%	3	3
QuickBooks Payroll	N/A	N/A	N/A	N/A	N/A	N/A	N/A	N/A	N/A
Sage HRMS	11%	89%	4.4	56%	11%	22%	11%	7	6
Namely	100%	0%	2.8	65%	19%	0%	16%	175	15
UKG Dimensions	73%	27%	10.9	53%	33%	0%	13%	750	30
Workday HCM	100%	0%	7.8	38%	25%	25%	13%	750	N/A
QB Enterprise	18%	82%	0.8	82%	0%	0%	18%	7	4
Heartland Payroll	44%	56%	2.8	50%	38%	0%	13%	3	12
toasttab.com	75%	25%	1.9	73%	18%	0%	9%	175	13

(Additional Data for Payroll continues on next page)

*N/A is displayed when data is not publicly available.

Additional Data for Payroll (continued)

The table below highlights implementation and deployment data as indicated in real user reviews on G2.

Implementation

	Deployment		Implementation Time	Implementation Method				Number of Users Purchased	Contract Term
	Cloud	On-Premises	Avg. Months to Go Live	In-House Team	Seller Services Team	Third-Party Consultant	Don't know	Median Number of Users Bought	Avg. Contract Term (Months)
Darwinbox	N/A	N/A	N/A	N/A	N/A	N/A	N/A	N/A	N/A
Asure	21%	79%	3.7	47%	11%	5%	37%	5	5
Viventium Software	22%	78%	1	86%	0%	0%	14%	5	5
SurePayroll	100%	0%	N/A	N/A	N/A	N/A	N/A	7	N/A
Zenefits	70%	30%	1.6	75%	9%	3%	13%	75	13
ZenHR	N/A	N/A	N/A	N/A	N/A	N/A	N/A	N/A	N/A
OnePoint HCM	74%	26%	2.2	86%	14%	0%	0%	175	4
Rise	100%	0%	1.3	77%	23%	0%	0%	7	0
SentricHR	58%	42%	3.2	75%	20%	5%	0%	175	14
Zimyo	88%	13%	1.3	88%	0%	0%	13%	N/A	8
UZIO Payroll & HR	N/A	N/A	N/A	N/A	N/A	N/A	N/A	N/A	N/A
WebHR	78%	22%	1.8	57%	29%	14%	0%	75	14
DATIS, Part of ContinuumCloud	63%	38%	4.2	47%	33%	0%	20%	375	14
Akrivia HCM	N/A	N/A	N/A	N/A	N/A	N/A	N/A	N/A	N/A
CAVU HCM	N/A	N/A	N/A	N/A	N/A	N/A	N/A	N/A	N/A

(Additional Data for Payroll continues on next page)

*N/A is displayed when data is not publicly available.



Additional Data for Payroll (continued)

The table below highlights the average user adoption of each product as indicated in real user reviews on G2.

User Adoption and Return on Investment (ROI)

	User Adoption	Payback Period
	Average User Adoption	Estimated ROI (payback period in months)
Paylocity	87%	19
Rippling	93%	19
Workforce Now	84%	23
Paycom	89%	19
greytHR	88%	17
Deel	67%	19
Remote	26%	N/A
isolved	81%	22
Keka HR	89%	19
BambooHR	93%	16
G-P	61%	N/A
Inova Payroll	78%	22
UKG Ready	89%	27
Desktop Pro	80%	6
Gusto	88%	17
Justworks	93%	13
HROne	88%	15
APS	91%	14
Plane	91%	N/A

(Additional Data for Payroll continues on next page)

*N/A is displayed when data is not publicly available.

Additional Data for Payroll (continued)

The table below highlights the average user adoption of each product as indicated in real user reviews on G2.

User Adoption and Return on Investment (ROI)

	User Adoption	Payback Period
	Average User Adoption	Estimated ROI (payback period in months)
Fingercheck Payroll	81%	18
Proliant	85%	18
EBS PaySuite	96%	N/A
Multiplier	67%	7
EPAY HCM	91%	N/A
Netchex	93%	17
Checkwriters	70%	12
isolved by PNI•HCM	91%	N/A
PrimePay	83%	18
Greenshades	81%	9
Employment Hero	95%	14
Patriot Payroll	N/A	N/A
Fuse	92%	N/A
Paypro Workforce Management	54%	27
247HRM	82%	9
Pento	89%	10
SunFish Workplaze	68%	N/A
Vista	N/A	N/A
PayrollHero	N/A	N/A

(Additional Data for Payroll continues on next page)

*N/A is displayed when data is not publicly available.

Additional Data for Payroll (continued)

The table below highlights the average user adoption of each product as indicated in real user reviews on G2.

User Adoption and Return on Investment (ROI)

	User Adoption	Payback Period
	Average User Adoption	Estimated ROI (payback period in months)
Paybooks	N/A	N/A
Workzoom	68%	4
Paychex Flex	78%	18
UKG Pro	87%	27
Ceridian Dayforce	89%	24
Vantage HCM	66%	18
TriNet	94%	26
Paycor	81%	21
Oracle PeopleSoft	83%	N/A
SAP SuccessFactors Employee Central Payroll	N/A	N/A
RUN Powered by ADP	81%	17
QuickBooks Payroll	N/A	N/A
Sage HRMS	72%	18
Namely	92%	28
UKG Dimensions	85%	29
Workday HCM	96%	N/A
QB Enterprise	88%	13
Heartland Payroll	83%	20
toasttab.com	80%	11

(Additional Data for Payroll continues on next page)

*N/A is displayed when data is not publicly available.

Additional Data for Payroll (continued)

The table below highlights the average user adoption of each product as indicated in real user reviews on G2.

User Adoption and Return on Investment (ROI)

	User Adoption	Payback Period
	Average User Adoption	Estimated ROI (payback period in months)
Darwinbox	N/A	N/A
Asure	66%	37
Viventium Software	92%	30
SurePayroll	N/A	N/A
Zenefits	96%	18
ZenHR	N/A	N/A
OnePoint HCM	82%	12
Rise	98%	N/A
SentricHR	90%	15
Zimyo	87%	N/A
UZIO Payroll & HR	N/A	N/A
WebHR	61%	17
DATIS, Part of ContinuumCloud	79%	22
Akrivia HCM	N/A	N/A
CAVU HCM	N/A	N/A
Average	82%	18

(Additional Data for Payroll continues on next page)

*N/A is displayed when data is not publicly available.

Additional Data for Payroll (continued)

The table below highlights third-party market presence data used to inform the G2's Market Presence Score that highlights each products impact and influence in the category.

Market Presence

	Seller Name	Year Founded	Employees on LinkedIn (Seller)	LinkedIn Followers	Twitter Followers (Seller)	Glassdoor Rating
Paylocity	Paylocity	1997	5,088	87,685	4,460	3.9
Rippling	Rippling	2016	2,234	82,303	7,248	3.4
Workforce Now	ADP	1949	87,336	1,440,020	49,017	4.0
Paycom	Paycom		6,375	163,029	36,083	3.5
greytHR	Greytip Software Pvt. Ltd.	1994	823	31,326	1,070	4.1
Deel	Deel	2019	5,536	175,142	19,512	4.1
Remote	Remote	2019	3,472	343,419	31,582	3.9
isolved	isolved HCM	1986	1,259	27,141	2,240	4.1
Keka HR	Keka Technologies	2014	820	48,975	1,016	3.8
BambooHR	BambooHR	2008	1,375	104,370	19,057	3.8
G-P	G-P	2012	1,585	209,293	21,064	N/A
Inova Payroll	Inova Payroll, Inc.	2011	190	2,747	563	4.2
UKG Ready	UKG	1977	13,616	128,467	46,543	3.7
Desktop Pro	Intuit	1983	15,847	586,597	81,666	4.5
Gusto	Gusto	2011	2,536	67,837	20,089	3.2
Justworks	Justworks	2012	1,269	19,794	0	3.9
HROne	HROne	2016	205	31,795	1,642	4.2
APS	APS	1996	154	3,038	1,086	4.1
Plane	Plane	2015	89	4,709	2	N/A

(Additional Data for Payroll continues on next page)

*N/A is displayed when data is not publicly available.



Additional Data for Payroll (continued)

The table below highlights third-party market presence data used to inform the G2's Market Presence Score that highlights each products impact and influence in the category.

Market Presence

	Seller Name	Year Founded	Employees on LinkedIn (Seller)	LinkedIn Followers	Twitter Followers (Seller)	Glassdoor Rating
Fingercheck Payroll	Fingercheck	2013	111	3,314	2,035	4.4
Proliant	Proliant	1993	279	8,175	260	4.5
EBS PaySuite	Employee Based Systems	1985	1,431	3,165	1	3.4
Multiplier	Multiplier	2020	479	138,966	10,694	4.3
EPAY HCM	EPAY Systems	2001	112	3,581	990	0
Netchex	Netchex	2003	276	8,785	739	3.5
Checkwriters	Checkwriters	1989	64	717	1	N/A
isolved by PNI•HCM	Payroll Network, Inc. (PNI)	1998	163	21,911	812	N/A
PrimePay	PrimePay	1986	574	19,043	1,961	3.3
Greenshades	Greenshades Software	2002	162	4,425	2,251	3.8
Employment Hero	Employment Hero	2014	736	116,159	13,559	4.2
Patriot Payroll	Patriot Software	2002	151	3,007	2,763	4.1
Fuse	Fuse Workforce Management	2003	10	549	3,225	5
Paypro Workforce Management	Paypro Workforce Management	1992	50	767	0	3.4
247HRM	247HRM	2000	12	1,102	110	0
Pento	Pento	2016	60	17,825	595	4.6
SunFish Workplaze	Humanica		266	1,801	129	2.8
Vista	Personnel Data Systems Inc.	1974	65	1,048	11	4.5
PayrollHero	PayrollHero.com	2011	8	505	874	1.5

(Additional Data for Payroll continues on next page)

*N/A is displayed when data is not publicly available.

Additional Data for Payroll (continued)

The table below highlights third-party market presence data used to inform the G2's Market Presence Score that highlights each products impact and influence in the category.

Market Presence

	Seller Name	Year Founded	Employees on LinkedIn (Seller)	LinkedIn Followers	Twitter Followers (Seller)	Glassdoor Rating
Paybooks	Paybooks	2012	82	1,857	113	4.3
Workzoom	Workzoom	2000	18	1,435	508	4.9
Paychex Flex	Paychex Inc	1971	16,696	163,518	12,034	3.7
UKG Pro	UKG	1977	13,616	128,467	46,543	3.7
Ceridian Dayforce	Ceridian	2012	8,819	202,851	17,809	3.9
Vantage HCM	ADP	1949	87,336	1,440,020	49,017	4
TriNet	TriNet	1988	3,887	61,026	26,065	3.9
Paycor	Paycor	1990	2,721	55,401	3,800	3.6
Oracle PeopleSoft	Oracle	1977	200,827	9,216,620	817,016	4
SAP SuccessFactors Employee Central Payroll	SAP	1972	111,136	3,360,977	302,672	4.4
RUN Powered by ADP	ADP	1949	87,336	1,440,020	49,017	4
QuickBooks Payroll	Intuit	1983	15,847	586,597	81,666	4.5
Sage HRMS	Sage Software	1981	14,286	465,003	51,438	4
Namely	Namely	2012	248	27,340	9,298	3.4
UKG Dimensions	UKG	1977	13,616	128,467	46,543	3.7
Workday HCM	Workday	2005	19,988	824,587	52,731	4.2
QB Enterprise	Intuit	1983	15,847	586,597	81,666	4.5
Heartland Payroll	Heartland Payment Systems	1997	4,610	158,993	4,078	3.6
toasttab.com	Toast	2011	5,008	135,470	9,619	4.2

(Additional Data for Payroll continues on next page)

*N/A is displayed when data is not publicly available.

Additional Data for Payroll (continued)

The table below highlights third-party market presence data used to inform the G2's Market Presence Score that highlights each products impact and influence in the category.

Market Presence

	Seller Name	Year Founded	Employees on LinkedIn (Seller)	LinkedIn Followers	Twitter Followers (Seller)	Glassdoor Rating
Darwinbox	Darwinbox Digital Solutions	2015	1,181	80,363	1,663	4
Asure	Asure	1994	504	7,340	1,162	2.9
Viventium Software	Viventium	1992	265	10,863	9,838	4.3
SurePayroll	SurePayroll	2000	305	6,392	4,188	3.5
Zenefits	TriNet Zenefits	2013	401	72,778	8,395	4.2
ZenHR	ZenHR Solutions	2017	161	38,508	12,190	3.5
OnePoint HCM	Onepoint Human Capital Management	2008	30	558	138	4.4
Rise	Rise People	2011	69	6,019	1,882	3.1
SentricHR	Sentric	1994	84	3,124	767	3.8
Zimyo	Zimyo Consulting Pvt. Ltd	2018	144	24,798	852	4.8
UZIO Payroll & HR	Uzio	2018	89	2,390	483	4.4
WebHR	WebHR	2006	50	3,643	4,356	5
DATIS, Part of ContinuumCloud	DATIS, Part of the ContinuumCloud	1996	27	3,204	670	3.2
Akrivia HCM	Akrivia Automation Pvt Ltd	2016	125	21,489	96	4.2
CAVU HCM	CAVU HCM	2019	11	668	7	N/A

*N/A is displayed when data is not publicly available.